



ANNUAL REPORT 2022



SENECA COUNTY SHERIFF'S OFFICE

Email: sheriff@senecacountyohio.gov

Website: www.senecacountyso.org

App: <https://apps.myocv.com/share/a57144883>

Phone: (419) 447-3456

Fax: (419) 447-5746

Address: 3040 S. State Route 100, Tiffin, OH 44883

TABLE OF CONTENTS

MESSAGE FROM SHERIFF _____	3
ABOUT YOUR SHERIFF _____	4
COMMAND STAFF _____	5
ADMINISTRATIVE STAFF _____	6
MISSION * VISION * CORE VALUES _____	7
ORGANIZATIONAL CHART FOR THE SCSO _____	8
PAST SHERIFFS OF SENECA COUNTY _____	9
HISTORY OF THE SHERIFF _____	10
ADMINISTRATIVE DIVISION _____	11
CORRECTIONS DIVISION _____	12
COMMUNICATIONS/DISPATCH _____	13
DETECTIVE BUREAU _____	14-15
ENFORCEMENT DIVISION _____	16-17
CALLS FOR SERVICE STATS _____	18
10 YEAR COMPARISON OF STATS _____	19
TOWNSHIP STATS _____	20-35
AWARDS _____	36-40
PAY-INS _____	41
RESERVES _____	42
RETIREMENTS _____	43
SOME HIGHLIGHTS _____	44
SHERIFF'S APP _____	45





As Sheriff of Seneca County, it is my pleasure to present the 2022 Annual Report. Sheriff's have been serving Seneca County since 1824 and I am honored to be serving as your 45th Sheriff.

This report highlights the statistical data for each division of the Sheriff's Office and helps to show that, here in Northwest Ohio, our county offers a great place to live, work and raise a family. One of our continuing goals is to prevent or reduce the crime stats and increase the public assistance stats and be more interactive with our community.

In 2022, the Seneca County Sheriff's Office continued to deliver the high level of services citizens have come to expect, while working on numerous improvements in the face of a unique work environment both in the office areas and out in the community. The work of the Sheriff's Office continues through all hours, weather, and many other adversities, thanks to the professionalism and dedication of our great team and its members.

The Sheriff's Office continued with several initiatives and projects as we looked to improve our service and efficiency. Some of the more notable efforts were:

*Grant funding was utilized to help fund getting digital radios so we can communicate with the Cities of Fostoria and Tiffin PD's as they had previously upgraded to digital last year and we have been unable to have direct communication via radios since then. Also, received grant funding for bullet proof vests to pay a significant portion of the costs of those expensive items. In addition, we received a three year body camera grant for our deputies which enhances public safety for everyone and makes us that much more transparent and accountable to the citizens we serve.

*Completed the upgrade/remodel to the Communications room and now have state of the art technology which replaced 35+ year old technology.

*Went live with jail software that was in place since 2010 but never utilized. It is part of the existing Law Enforcement software currently in place that is Multi-Jurisdictional and replaces a 1989 jail software package that had been slow and shutting down 3-4 times a shift. No extra cost was spent as maintenance software was already being spent on this yearly.

*Upgraded and enhanced the capabilities of the Jail Medical area with new equipment, software and personnel.

The Sheriff's Office is looking forward to 2023, and the challenges that this will bring. We continue to focus on building relationships with partner agencies in law enforcement, emergency medical/fire services, emergency management, village, township, city & county governments and the community in general.

Respectfully,

Fredrick W. Stevens
Sheriff – Seneca County, Ohio



Sheriff Fredrick W. Stevens is a 30 year resident of Seneca County, residing in the City of Tiffin. Fred graduated from DeVilbiss High School (Toledo) in 1985 and went straight into the U.S. Army.

- Current Sheriff of Seneca County (Elected in 2020 for four-year term 2021-2024)
- 31 Years in Law Enforcement
- 11 Years as a front-line/mid-level management supervisor (Sergeant/Lieutenant)
- 8 Years executive experience (Chief of Police of Tiffin, Ohio)
- Master's Degree in Justice Administration from Tiffin University (2014)
- Bachelor's Degree in Criminal Justice from Tiffin University (2005)
- Associate's Degree in Police Science from Terra Community College (1995)
- Graduate of the Department of Homeland Security Executive Critical Incident Leadership Academy (Session #15) (2023)
- Graduate of the NSI (National Sheriff's Institute) Leadership Course (Session #117) (2022)
- Graduate of the NCI (National Correction's Institute) Jail Administrator's Course (Session #1) (2022)
- Graduate of the SPI (Southern Police Institute) Organizational Management Course (2018)
- Graduate of the FBI National Academy (Session #249) (2012)
- Graduate of the FBI Great Lakes Leadership Course (2011)
- Recipient of the Excellence in Law Enforcement Award from Tiffin University
- Taught Criminal Justice classes at Tiffin University as Adjunct Professor for 6+ years
- U.S. Army Infantry Veteran (4 years) / U.S. Army Reserve Instructor Veteran (6 Years)
- Married for 31 years, 4 children, 4 grandchildren

He is a member of the Buckeye State Sheriffs' Association, National Sheriffs' Association and is a member of the National and Ohio chapter of the FBINAA. Life Member of the Ohio Association of Chief's of Police where he served on the Publications Committee and the Ohio Collaboration Committee. Member of the National Chief's of Police Association and International Chiefs of Police Association.

Fraternity memberships include: Fraternal Order of Police (F.O.P.), Amvets, Eagles & Moose

SCSO COMMAND STAFF



Sheriff Fredrick W. Stevens



Chief Deputy Charles W. Boyer



**Enforcement Commander
Captain Brian L. Hesch**



**Corrections Commander
Lieutenant William J. Cunningham**



SCSO ADMINISTRATIVE STAFF



**Civil Services Manager
Shelly Ardner**



**Evidence/Billing
Kacie Parrish**



**Records / CCW Manager
Bonnie Blevins**



**Executive Assistant
Personnel/Payroll Manager
Alexia R. Illig**



SENECA COUNTY SHERIFF'S OFFICE

MISSION * VISION * CORE VALUES

Agency Mission

"IT IS THE MISSION OF THE SENECA COUNTY SHERIFF'S OFFICE TO PROVIDE PROFESSIONAL LAW ENFORCEMENT, DISPATCH, CORRECTIONAL, AND COURT SERVICES FOR OUR COMMUNITY. THROUGH THESE EFFORTS, WE PROTECT AND PRESERVE THE PEACE WITH FAIRNESS AND COMPASSION."

Agency Vision

Through innovative thinking and goal setting, we are committed to delivering unparalleled service to our community. We will continue to strengthen community relationships and public trust while striving for excellence through employee development, self-discipline, and strong leadership.

Agency Core Values

The employees of the Seneca County Sheriff's Office will strive to provide the best customer service possible to those we serve throughout the County. Our service will serve as examples of all that is good and professional in American Law Enforcement.

We have adopted the acronym **F.I.R.S.T.** as our Core Values:

*****Fairness***Integrity***Respect***Service***Teamwork*****

Fairness = Ability to make judgments free from discrimination or dishonesty.

Integrity = Doing what is right at all times even when no one is watching.

Respect = Requires empathy, consideration, and a willingness to help.

Service = Means we make intentional decisions and actions to benefit others.

Teamwork = Working together to support each other in order to get the job done and go home safely.



ORGANIZATIONAL CHART



CITIZENS OF SENECA COUNTY

Sheriff

Chief Deputy

Executive Assistant
Fiscal/Personnel Officer

Operations
Division

Corrections
Division

Administration
Division

Budget /
Grants

Enforcement
Deputies

Correction
Officers

Records /
Expungements

Purchasing /
Accounts Payable

Detectives

I.C.E.

Civil/Criminal
Process

Personnel Issues

Dispatch

Courthouse
Security

CCW /
Webcheck

Task Force

Transports /
Warrants

Evidence

Special Operations
SRT/CNT/DRONE

Medical

Agency Training
CPT/Annual

Special Duty /
OT Coordinator

Kitchen

Maintenance

Reserve Deputies
/ Volunteers

Work Crew

Sex
Offenders



PAST SHERIFFS OF SENECA COUNTY 1824 TO PRESENT

Agreen Ingraham	1824-1828
William Patterson	1828-1830
David Bishop	1830-1834
Joel Stone	1834-1838
Levi Keller	1838-1842
Uriah P. Coonrad	1842-1846
Eden Lease	1846-1850
Stephen M. Ogden	1850-1854
Ephriam C. Wells	1854-1856
Jesse Weirick	1856-1860
Levi Weirick	1860-1862
Edward Childs	1862-1866
Peter P. Myers	1866-1870
John Werley	1870-1874
George D. Acker	1874-1878
Lloyd N. Lease	1878-1882
Thomas F. Whalen	1882-1886
George Homan	1886-1890
John L. Hepp	1890-1891
Alonzo Burman	1891-1895
Joseph VanNest	1895-1897
W.M. Shaffer	1897-1901
A.J. Henzey	1901-1903
Henry Brohl	1903-1905
Charles Nepper	1905-1909
Philip H. Reif	1909-1913
George E. Bare	1913-1914
Charles H. Bare	1914-1917
Charles J. Mutchler	1917-1921
Joseph W. Parks	1921-1925
Amandus B. Grossman	1925-1929
George A. Burkett	1929-1933
Verne F. Deats	1934-1940
George R. Steinmetz	1941-1948
John Dysard	1949-1960
Robert Wagner	1961-1969
James B. Roberts	1970-1978
H. Weldin Neff	1979-1989
Carl Runion	1989-1991
Larry D. Stephens	1991-1997
H. Weldin Neff	1997-2000
Thomas G. Steyer	2000-2010
Jeffrey A. Briggs	2010-2010*
William E. Eckelberry	2010-2020
Fredrick W. Stevens	2020-Present

*Appointed by Republican Party to fill the position from February 2010 until Special Election in November 2010 as Sheriff Steyer left in middle of term

The Ohio Sheriff

The Sheriffs of America have played a significant role in the history of our Nation, and the Sheriffs of Ohio are no exception to this heritage. A brief study of the history of Ohio reveals that Ohio Sheriffs have contributed greatly to the development of the Buckeye State. Until Ohio achieved statehood in 1803, the position of Sheriff was filled through appointments made at the pleasure of the Colonial Governor. The first Sheriff on the record in Ohio was Colonel Ebenezer Sproat. At the time he was appointed in 1788, Colonel Sproat's jurisdiction covered all of Washington County. This enormous area of land included all of eastern Ohio from the Ohio River to Lake Erie.

After statehood became a reality, only three public offices in Ohio were filled through the electoral process system. The position of Sheriff was one of them. Through this new system, William Skinner became the first elected Sheriff in the Buckeye State. Since the early 1800's, Ohio Sheriffs have been elected on the county level by the people they serve. By virtue of this process, this office has become the oldest law enforcement position in the United States. It is also the only remaining law enforcement office which is filled through the election method. The term of office for County Sheriffs in Ohio is four years.

In each of the 88 counties of Ohio, the Sheriff is the chief law enforcement officer. His primary duties are to provide common pleas court services and corrections on a countywide basis, and full police protection to the unincorporated areas of the county. However, he also maintains full police jurisdiction in all municipalities, townships, and villages. In an effort to become consistent on a statewide level, Ohio Sheriffs and Deputies wear a standardized uniform, and all patrol vehicles are marked in the same manner.

Within Ohio, Sheriff's Offices have probably one of the most extensive sets of responsibilities to those they serve. By statute they must provide:

Law Enforcement Services Throughout the County	Extradition Process
Court Security	Jail Operations
Service of Papers (Civil, Criminal, Subpoenas, etc.)	Transportation of Prisoners

The Office of Sheriff is one of antiquity. It is the oldest law enforcement office known within the common-law system and it has always been accorded great dignity and high trust. For the most part, the Office of Sheriff evolved of necessity. Were it not for laws which require enforcing, there would have been no necessity for the Sheriff. There would have been no need for the development of police administration, criminology, criminalists, etc. This is not the case, however. Man learned quite early that all is not orderly in the universe. All times and all places have generated those who covet the property of their neighbors and who are willing to expropriate this property by any means. As such, man's quest for equity and order gave birth to the Office of Sheriff, the history of which begins in the Old Testament and continues through the annals of Judeo-Christian tradition. Indeed, there is no honorable law enforcement authority in Anglo-American law so ancient as that of the County Sheriff. And today, as in the past, the County Sheriff is a peace officer entrusted with the maintenance of law and order and the preservation of domestic tranquility.

Sheriffs have served and protected the English-speaking peoples for a thousand years. The Office of Sheriff and the law enforcement, judicial and correctional functions he performs are more than 1000 years old. The Office of Sheriff dates back at least to the reign of Alfred the Great of England, and some scholars even argue that the Office of Sheriff was first created during the Roman occupation of England.

Around 500 AD, Germanic tribes from Europe (called the Anglo-Saxons) began an invasion of Celtic England which eventually led over the centuries to the consolidation of Anglo-Saxon England as a unified kingdom under Alfred the Great late in the 9th Century. Alfred divided England into geographic units called "shires", or counties.

In 1066, William the Conqueror defeated the Anglo-Saxons and instituted his own Norman government in England. Both under the Anglo-Saxons and under the Normans, the King of England appointed a representative called a "reeve" to act on behalf of the king in each shire or county. The "shire reeve" or King's representative in each county became the "Sheriff" as the English language changed over the years. The shire reeve, or Sheriff, was the chief law enforcement officer of each county in the year 1000 AD. He still will have the same function in Florida in the year 2000 AD.

The concepts of "county" and "Sheriff" were essentially the same as they had been during the previous 900 years of English legal history. Because of the English heritage of the American colonies, the new United States adopted the English law and legal institutions as its own.

Clearly, the Sheriff is the only viable officer remaining of the ancient offices, and his contemporary responsibility as conservator of the peace has been influenced greatly by modern society. As the crossbow gave way to the primitive flintlock the Sheriff is not unaccustomed to change. But now, perhaps more than ever before in history, law enforcement is faced with complex, moving, rapid changes in methodology, technology, and social attitudes. As Thomas Jefferson wrote in his THE VALUE OF CONSTITUTIONS, "the Office of Sheriff is the most important of all the executive offices of the county."

The office of Sheriff is certainly significant, and was in fact the first county office established in the United States. Some very outstanding Americans have held the office of County Sheriff, from the earliest days down to our present era. George Washington's father was an early Sheriff in Colonial Virginia. The history of the position and functions of a Sheriff, prior to establishment of the position in America, can reportedly be traced to provisions of the Magna Carta in England, in the year 1215.

ADMINISTRATIVE DIVISION



Chief Deputy Charles W. Boyer
Administration Commander

3040 S. State Route 100 Tiffin, Ohio 44883
Phone: (419) 447-3456
Fax: (419) 447-5746
cwboyer@senecacountyohio.gov



The Administrative Division is responsible for providing administrative support on a daily basis with numerous tasks, including but not limited to:

- Human Resource Functions such as file maintenance, personnel administration, employee benefits and background investigations;
- Financial functions such as accurate reporting, budgeting, inventory, grant research and funding; accounts payable functions, such as purchasing and processing purchase orders, payroll; accounts receivable functions, such as invoicing, receipt recording and processing pay-ins;
- Evidence Room Management dealing with processing items into and out of the evidence room to the lab, courts, destruction, return to owner, etc.
- Records Management such as dealing with public records, discovery for the courts, expungements received from the courts
- Sheriff Sales to include auctions, appraisals, writs, etc.
- Civil Processes to include, CPO's, Indictments, etc from the courts and from other entities like law offices and ensuring accurate fees are obtained from those processes



	2022 Admin Stats	1 st Qtr	2 nd Qtr	3 rd Qtr	4 th Qtr	TOTAL
Civil Papers Received		280	516	500	421	1717
Civil Papers Served		552	687	440	382	2061
Warrants Served		3	18	54	130	205
Expungements		54	9	17	18	98
Public Records Requests		647	605	635	512	2399
Evidence Room Items Submitted		222	157	103	124	606
CCW Licenses Issued		83	18	11	5	117
CCW Licenses Renewed		35	54	29	53	171
Web Checks (Fingerprints)		12	37	37	26	112
Sex Offender Registrations		1	4	5	6	16
Sex Offender Address Checks		106	112	121	106	445
Prisoner Transports		247	327	388	444	1406
Sheriff Sales Received		8	6	8	6	28
Sheriff Sales Sold		5	6	6	11	28
Sheriff Sales Returned (Unsold)		1	1	2	8	12

CORRECTIONS DIVISION



Lieutenant William J. Cunningham
Jail Administrator

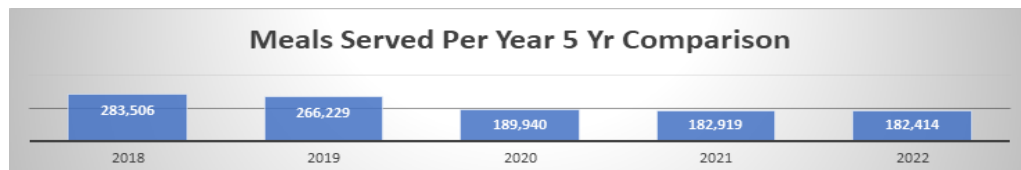
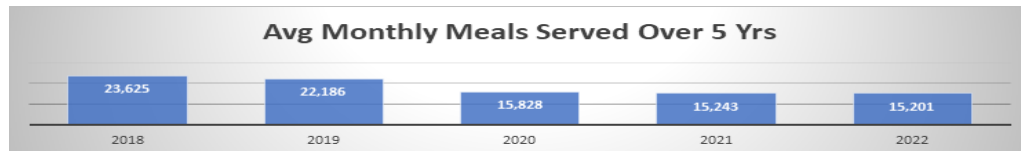
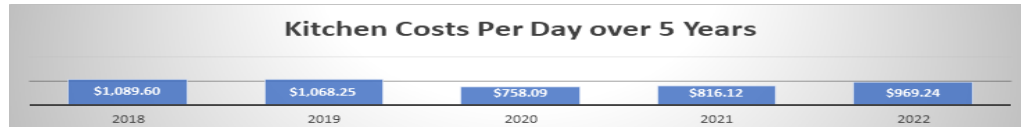
3040 S. State Route 100 Tiffin, Ohio 44883
 Phone: (419) 443-7904
 Fax: (419) 447-5746
 Email: wjcunningham@senecacountyohio.gov

2022 saw another 5 Federal Inspections and the State Minimum standards yearly inspection. For the 2nd straight year we passed all the Federal Inspections and was once again labeled a State Compliant Jail by the State of Ohio. More deep cleaning of the pods was done with painting and fixes to issues that have accumulated over the years/decades. This will be an ongoing process with yearly touchups over the winter months by the workcrew which saves us money.

	2022	1st Qtr	2nd Qtr	3rd Qtr	4th Qtr	Total
Jail						
# of Bookings		245	485	494	488	1,712
# of Felons		102	176	251	241	770
# of Misdemeanants		143	309	243	247	942
# of Males		173	363	371	371	1,278
# of Females		72	122	123	117	434
# of Total Releases		172	455	508	447	1,582
Average Stay (in days)		53	25	25	29	33
# of Felony Charges		102	176	251	241	770
# of Misdemeanor Charges		143	309	243	247	942
Felonies (Male)		68	146	191	203	608
Felonies (Female)		34	30	60	38	162
Misdemeanors (Male)		105	217	180	161	663
Misdemeanors (Female)		38	92	63	86	279
Medical						
Avg # of inmates Passed Meds/Day		89	92	92	90	91
Avg # of Sick Calls/Week		32	38	36	38	36
Avg # of Covid Rapid Tests/Month		90	94	100	93	94
Kitchen						
Avg # of Meals Prepared/Day		424	510	510	553	557
# of Meals Prepared/Year		38199	46430	46919	50866	182,414
Warrants/Transports						
Prisoner Transports		247	327	388	444	1,406
Avg # of Court Transports/Day		3	4	5	6	5
# of Out of State Warrant Pickups		1	4	1	1	7
Avg # of Electronic Monitoring/Day		0	0	0	0	0
Personnel Stats						
Hires		N/A	N/A	N/A	N/A	19
Resignations		N/A	N/A	N/A	N/A	18

Mental Health Services Provided	2021		2022	
	Male	Female	Male	Female
Initial Assessments (Case Manager)	85	45	263	10
Referred Evaluations (Case Manager)	49	35	100	40
Diagnostic Assessments (Firelands)	19	13	58	18
Individual Counseling Sessions (Firelands)	19	13	48	17
Crisis Evaluations (Firelands)	27	11	40	17
Referred for Medication (Firelands)	19	6	46	9
Case Management Services (Case Manager)	47	26	69	34
Participated in Group (Case Manager)	N/A	N/A	52	27
Admitted to Substance Abuse (Case Manager)	N/A	N/A	165	65
TOTALS:	265	149	841	237

The medical department was revamped to meet State & Federal standards and on average pass medications to 91 inmates a day. Mental Health medications make up more than half of that number. We are reimbursed by the State of Ohio for all Mental Health meds. Medical conducts sick call several times a week in which they see an average of 36 inmates a week. The jail physician comes to the jail at least once a week and sees an average of 6 inmates per week. Those inmates are escorted to medical by an officer and it takes time and manpower. The medical department consists of 1 RN and 1 LPN and 2 Medics to meet the increased needs.



- Avg. # of daily inmates for 2022 = 158
- Avg. # of daily I.C.E. detainees for 2022 = 28
- Avg. length of time inmates were held in 2022 = 33 days
- Avg. length of time detainees were held in 2022 = 82
- Avg. # of meds passed a day to inmates in 2022 = 91
- Avg. # of meals prepared a day in 2022 = 557
- # of bookings for 2022 = 1,712
- # of releases for 2022 = 1,582
- # of Prisoner Transports for 2022 = 1,406
- # of Mental Health assistance in 2022 = 1,078



Captain Brian L. Hescht
Enforcement Commander



3040 S. State Route 100
 Tiffin, Ohio 44883
 Phone: (419) 447-3456
 Fax: (419) 447-5746
 Email: blhescht@senecacountyohio.gov

The Seneca County Sheriff's Office Communications Division is responsible for receiving and dispatching calls for service (including 9-1-1 calls), as well as dispatching for Twenty-two (22) Fire and EMS Departments and three (3) law enforcement agencies in addition to the Sheriff's Office.

They also serve as the back-up Public Service Answering Point (PSAP) for the city's of Fostoria and Tiffin dispatch centers. They provide emergency contact services for such groups as the Game Warden, Dog Warden, Humane Society, Water Rescue Teams, SRT/CNT/DRONE teams and County Emergency Response Team (CERT), just to name a few.

The dispatchers on duty monitor five (5) phone lines (which include 2, 9-1-1 lines), multiple radio frequencies, TDD, business or home alarms received by phone, LEADS computer notifications and alerts, weather and tornado sirens, Life-Flight computer, and greet the public for walk-in complaints or concerns. They handled 343 Walk-In complaints for 2022.

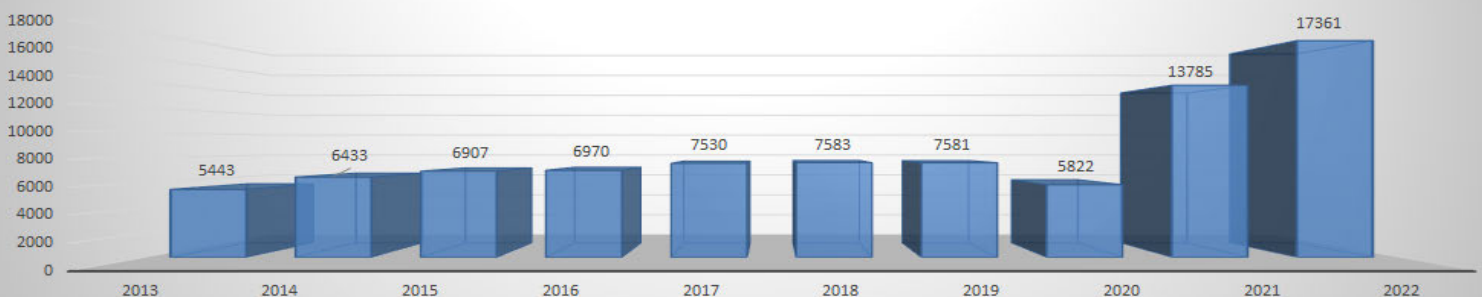
They are also responsible for the processing and validation of ALL arrest warrants on file at the Sheriff's Office.




Dispatch Phone Calls for 2022

2022	1 st Qtr	2 nd Qtr	3 rd Qtr	4 th Qtr	TOTAL
911 Calls	1,819	2,142	1,965	2,091	8,017
Non-Emergency Phone Calls	7,119	7,798	7,819	7,880	30,616
Police Phone Calls	1,282	1,404	1,312	1,397	5,395
Fire & EMS Phone Calls	569	683	567	684	2,503

Calls for Service Totals over 10 Years





Detective Misty Wheeler

3040 S. State Route 100
 Tiffin, Ohio 44883
 Phone: (419) 443-7904
 Fax: (419) 447-5746
 Email:
 mlwheeler@senecacountyohio.gov



Detective Keegan Walter

3040 S. State Route 100
 Tiffin, Ohio 44883
 Phone: (419) 443-7904
 Fax: (419) 447-5746
 Email:
 ktwalter@senecacountyohio.gov

The Seneca County Sheriff's Office Enforcement Division is comprised of several areas of criminal investigation. In general, the bureau is assigned to investigate felony-level crime which means any crime of a more serious nature. Within this wide spectrum, detectives are trained to investigate specific types of crime relating to narcotics, computers, burglary, murder, death scenes, sexual assault, white collar theft, fraud, arson and many other areas of criminal activity. We currently have 3 Detectives assigned to the Detective Bureau, one is assigned to the Enforcement Division, one is assigned to the Dept. of Job & Family Services to handle any crimes and to investigate fraud (this position is funded through JFS/ State Grant) and one is assigned to the Metrich Drug Task Force. All of them are utilized if we have a major case or incident that would require more resources than normal.

In 2022 the Detective Bureau at the Seneca County Sheriff's Office handled 105 investigations/calls. Of those 105 investigations, 67 are closed, leaving 38 open/on-going.

Higher profile cases included,

- Felonious Assault/Weapons under Disability - Sentenced to Prison
- Assisted Greene County Sheriff's Office in their case of Attempted Aggravated Murder by finding and having a stand off with the suspect and eventually arresting him without incident. - Sentenced to Prison
- An investigation and arrest on Indictment for Felony Child Endangering. (Case Pending)
- A Ten-Count Indictment on a suspect with six-counts of Felony First Degree Rape, three-counts of Felony Fourth Degree Disseminating Matter Harmful to Juveniles and one count of Third Degree Felony Gross Sexual Imposition. (Case Pending).

Sex Offender Stats for 2022

2022	1 st Qtr	2 nd Qtr	3 rd Qtr	4 th Qtr	TOTAL
Sex Offender Registrations	1	4	5	6	16
Verifications	106	112	121	106	445

Total Sex Offender Report
 Summary Report: All Offenders (Residential & Secondary Ownership)
 04/18/2023
 Seneca County Ohio Sheriff's Office

	Juvenile Offenses	Total
(Pre AWA) Habitual Sex Offender	0	9
(Pre AWA) Sexual Predator	1	28
(Pre AWA) Sexually Oriented Offender	0	3
Tier I Sex Offender	2	34
Tier II Child Victim Offender	0	1
Tier II Sex Offender	4	46
Tier III Sex Offender	2	16
Total Sex Offenders	9	137

Cases by Offense:	Outcome
OD Death Investigations – 5 cases	1 Closed, 4 Pending
Sex Crimes – 22 cases	10 Closed, 12 Pending
Suspicious Death – 1 case	1 Pending
Jail Incidents / Investigations – 4 cases	4 Closed
Misc – 19 cases	17 Closed, 2 Pending
Motor Vehicle Theft - 1 case	1 Pending
Felonious Assault – 1 case	1 Closed
Assist other Jurisdictions – 21 cases	All Closed / Turned Over
Counterfeit Currency – 1 case	1 Closed
Neglect / Abuse – 1 case	1 Closed
Felony Theft – 7 cases	5 Closed, 2 Pending
Receiving Stolen Property – 2 cases	2 Closed
Child Endangerment – 1 case	Pending
Fatal House Fire – 1 case	1 Closed
Project Lifesaver Forms – 21 cases	All Closed
Menacing – 1 case	1 Closed
Trafficking in Drugs – 11 cases	2 Closed, 3 Open, 6 Pending

The E-SORN (Electronic Sex Offender Registration and Notification System) was developed in response to Megan's Law, passed in 1994, which prompted the passage of 'The Jacob Wetterling Act', in addition to the Federal Crime Act. This legal addition to existing law required all states to pass a sex offender registration and notification law. To date, all 50 states have a sex offender registration law.

The Ohio version of Megan's Law is called the Electronic Sex Offender Registration and Notification

(ESORN) law. Ohio's law requires that all sex offenders, including those already incarcerated, be classified by their sentencing judges into one of the below classifications, each of which dictates the registration and notification requirements to which the offender is subject. Since January 1997, all convicted sex offenders have been, and continue to be, subject to the registration requirements of the law.

This law was revised on July 31, 2003, with the passage of Senate Bill 5, which developed new classifications of offenders and strengthened the current SORN Laws in Ohio. Any person convicted of certain sex offense violations of the Ohio Revised Code or similar laws of another state may be determined by the court to be required to register as a sex offender.

The latest revision, Senate Bill 10, went into effect January 1, 2008. Passage of this law ensures Ohio is in compliance with the recently enacted federal law called the Adam Walsh Act (AWA). The major change in the law requires the Ohio Attorney General to reclassify every current offender under the Tier system and also change the reporting requirements for each offender. Classifications under the Tier system are based solely on the specific crime the offender was convicted of. Sex offenders are classified as: 1) Tier 1 Offenders, 2) Tier 2 Offenders, and 3) Tier 3 Offenders.

Offender Requirements:

1. All registered sex offenders must report at the scheduled intervals based on their classifications. In addition, they must report any change in address within three days to the Sheriff of the county in which they reside.
2. All registered sex offenders must report to the county Sheriff immediately upon entering the county to attend school.
3. All registered sex offenders must register with the county Sheriff where the offender has been employed in the county for more than 14 days or for a total of 30 days or more in a calendar year, regardless of where the offender lives.
4. All registered sex offenders must report to the county Sheriff all vehicles registered to them.
5. All registered sex offenders must report to the county Sheriff any Internet or e-mail addresses to which they have access.
6. All registered sex offenders must report to the county Sheriff any location where they serve as a volunteer.

Current Classifications:

Tier 1 Offender

A Tier 1 offender is subject to the registration/verification requirements annually for a period of 15 years following their initial registration. These offenders are not subject to neighborhood/community notification. A \$25 fee per registration may be collected by the Sheriff for a maximum of \$25 per year.

Tier 2 Offender

A Tier 2 offender is subject to registration/verification requirements every 180 days (six months) for a period of 25 years following their initial registration. These offenders are not subject to neighborhood/community notification. A \$25 fee per registration may be collected by the Sheriff for a maximum of \$50 per year.

Tier 3 Offender

Offenders designated as a Tier 3 Offender are subject to registration/verification requirements every 90 days for life. **Tier 3 offenders are subject to the neighbor/community notification provision, which includes all residents within a 1,000 foot radius of where the offender is residing.** A \$25 fee per registration may be collected by the Sheriff for a maximum of \$100 per year.

Tier 3 Juvenile Offenders are now eligible to be placed on the public website only if the Juvenile Court where the offender was classified orders that the juvenile be considered "Public Qualified". In addition, the Court must also determine if "Community Notification" is to be made on Tier 3 Juvenile Offenders.

Search information for sex offenders can be obtained from the Sheriff's website at <https://senecacountyso.org/sso/sex-offenders> or on our Sheriff's APP for your phone. You can sign up to receive e-mail alerts of any offender who moves within a specified radius of any registered address in the state of Ohio. You can also search for offenders living within a specified radius of a searched address.



ENFORCEMENT DIVISION

Captain Brian L. Hescht
Enforcement Commander

The Seneca County Sheriff's Office, is responsible for serving a landmass of approximately 552 square miles. The Enforcement Division's primary function is law enforcement operations to include being responsible for traffic law enforcement throughout the county.

For 2022, the Enforcement Division handled 17,361 calls for service and remains the most visible division of the Seneca County Sheriff's Office. The enforcement division consists of Deputy Sheriff's serving the county in as much of a proactive approach to problem solving and community policing that they can with the manpower available. They utilize the P.O.P. or Problem Oriented Policing technique.

The deputies are responsible for answering calls for service county wide and these calls can include everything from serious felony crimes to assisting residents with minor problems at their home.

The Enforcement Division investigates crimes, safeguards property, and respond to complaints and accidents. We also assist State and Federal agencies when requested. Deputies are also responsible for the service of subpoenas, warrants, summons and other legal documents issued by the courts. These activities occur around the clock, 365 days a year.

Below are just *some* highlights from the 2022 calls for service.

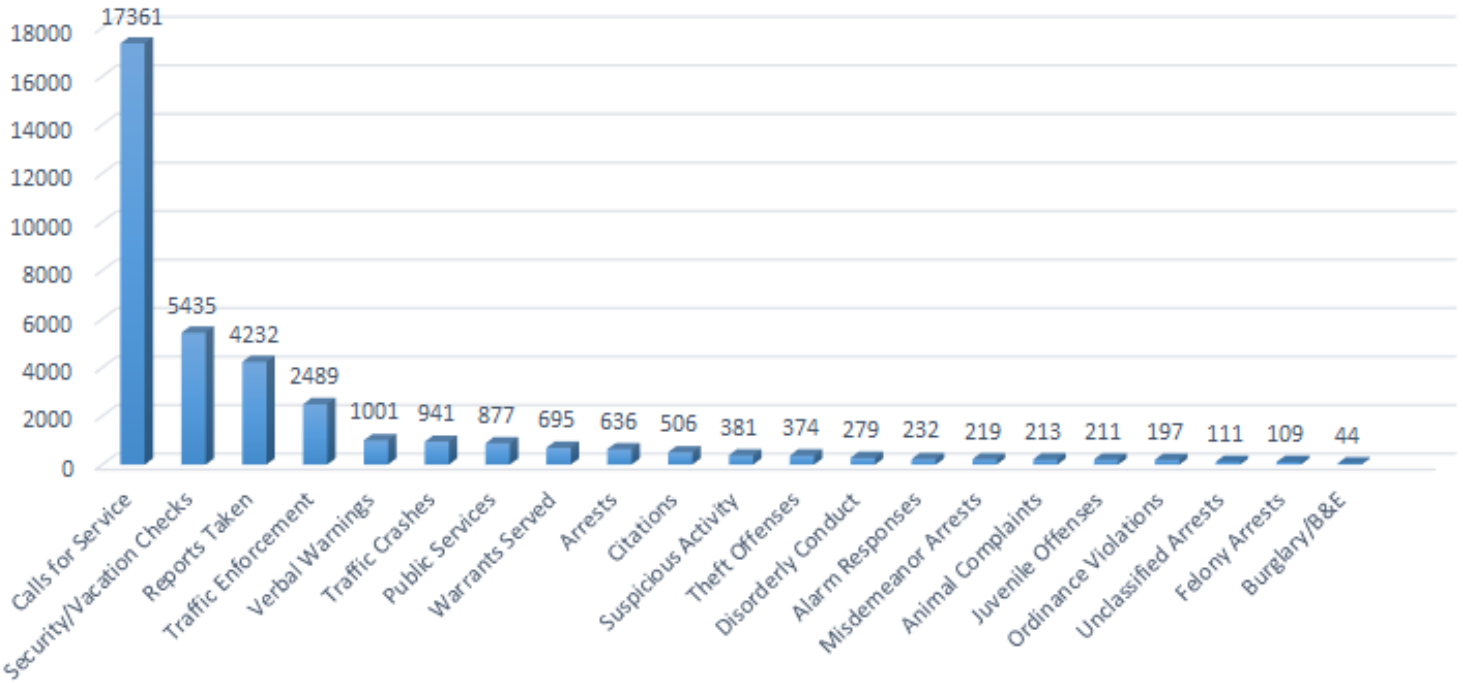
2022 Selected Stats	1st Qtr	2nd Qtr	3rd Qtr	4th Qtr	TOTAL
Calls For Service	4,411	4,556	4,521	3,873	17,361
Case Reports Written	987	1,107	1,098	1040	4,232
Vacation/Security Checks	1,766	1,379	1,360	930	5,435
Traffic Enforcement	318	342	435	258	1,353
Written Citations	117	123	148	118	506
Verbal Warnings	234	244	329	194	1,001
Traffic Crashes	236	201	177	327	941
Alarm Responses	65	64	47	56	232
Public Services – Non-Criminal	172	222	256	227	877
Total Arrests for 2022	159	170	165	142	636
Felony Arrests	---	---	---	---	109
Misdemeanor Arrests	---	---	---	---	219
Ordinance Violations	---	---	---	---	197
Unclassified Misd. Violations	---	---	---	---	111
Warrants Served	131	195	185	184	695
Animal Complaints	48	64	46	55	213
Juvenile Offenses	37	29	123	22	211
Theft Offenses	109	98	98	69	374
Burglary/B&E Offenses	10	12	14	8	44
Disorderly Conduct Offenses	59	77	87	56	279
Suspicious Activity/Person	59	85	136	101	381

3040 S. State Route 100
 Tiffin, Ohio 44883
 Phone: (419) 447-3456
 Fax: (419) 447-5746

Email: blhescht@senecacountyohio.gov



2022 Selected Incident Count



RESPONSE TO AGGRESSION / RESISTANCE (2022) (*2 years of data, previous years not reported)

	INCIDENTS				Suspects	Adult Male				Adult Female				Juvenile Male				Juvenile Female				
Reported					5	Black					1	0					0	0				
# of Suspects					4	White					3	8					1	1				
Suspect Injured					0	Hisp.					0	1					0	0				
Deputy Injured					1	Other					0	0					0	0				

TIME OF DAY

DAY OF WEEK

DEPUTY FORCED USED

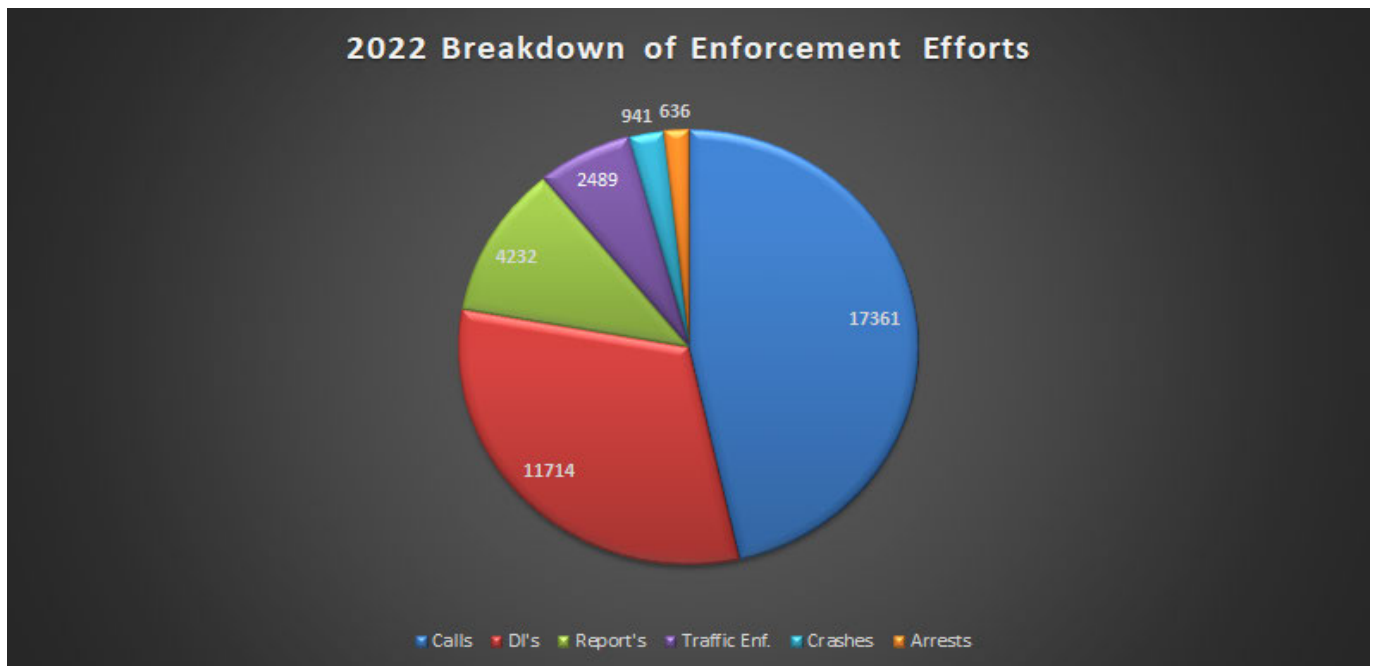
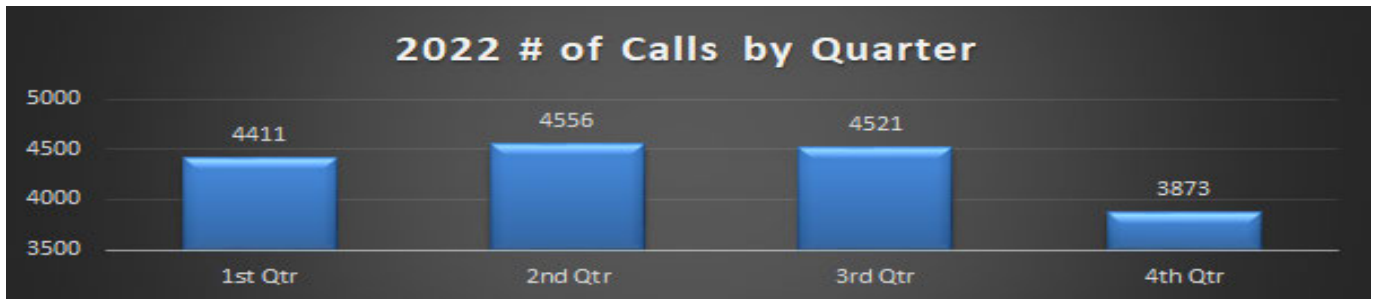
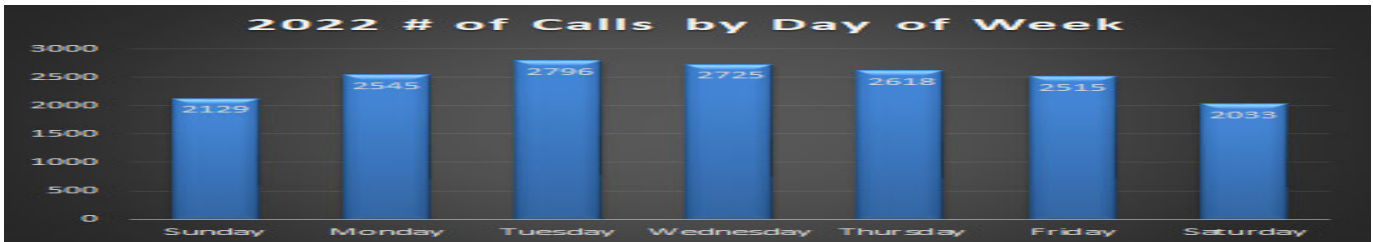
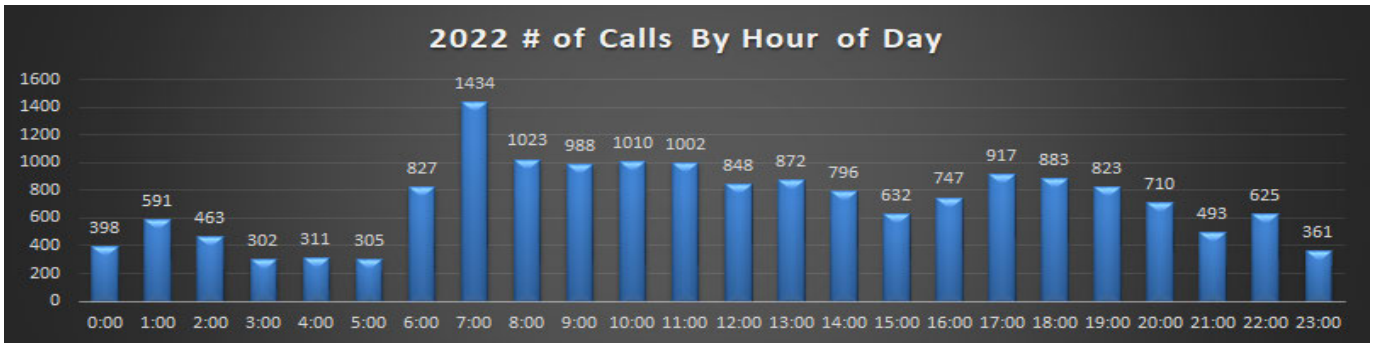
SUSPECT FORCED USED

	0000 - 0400	0401 - 0800	0801 - 1200	1201 - 1600	1601 - 2000	2001 - 2400	Sun	Mon	Tue	Wed	Thu	Fri	Sat	2022	2022	
Pointing a Weapon														6	Verbal / Physical Cues	12
Pain Compliance														2	Armed/History of Violence	2
Wrestling/Take Downs														3	Not Responding to Verbal	9
Taser Shown															Refused to Move/Dead	6
Taser Used														1	Pulled away from Deputy	6
Use of Impact Weapon															Pushed Deputy(s)	1
Chemical Weapons															Struggled w/ Deputy(s)	8
Discharge of Firearm															Assaulted Deputy(s)	2
K9 Bites															Strikes w/ Hands/Legs	
2021	3	1	0	0	1	0	2	0	0	0	0	0	3			
2022	4	0	1	1	4	2	3	2	0	1	1	4	1			

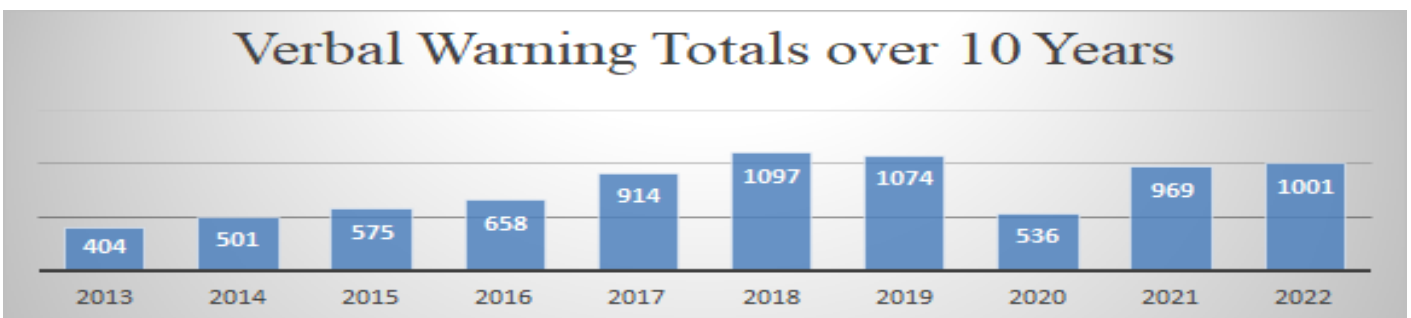
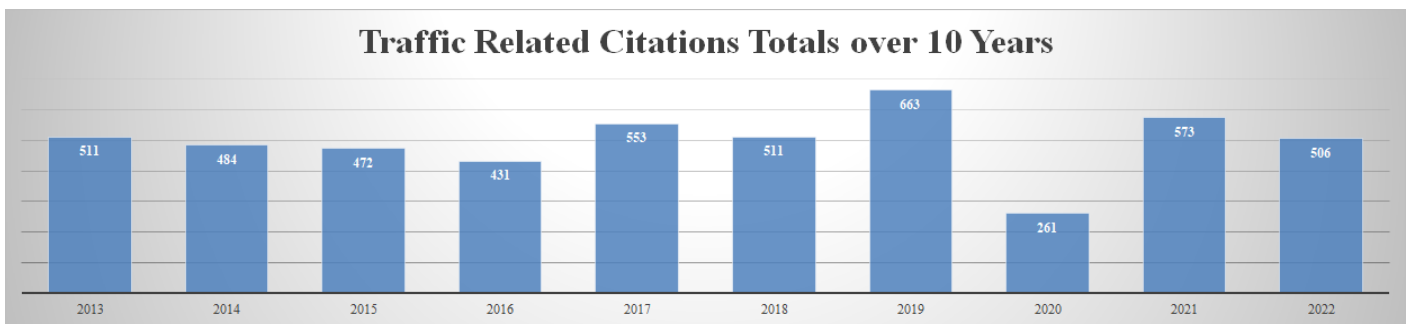
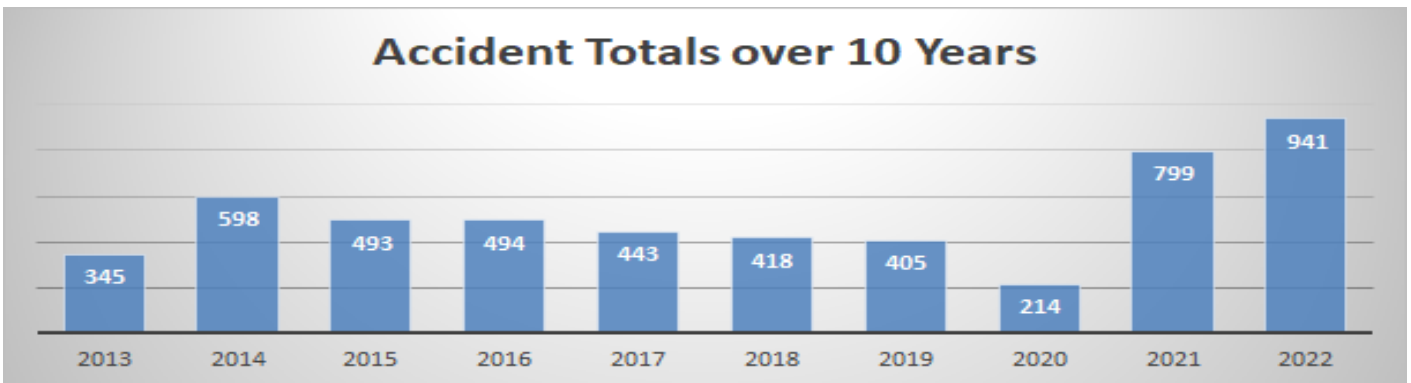
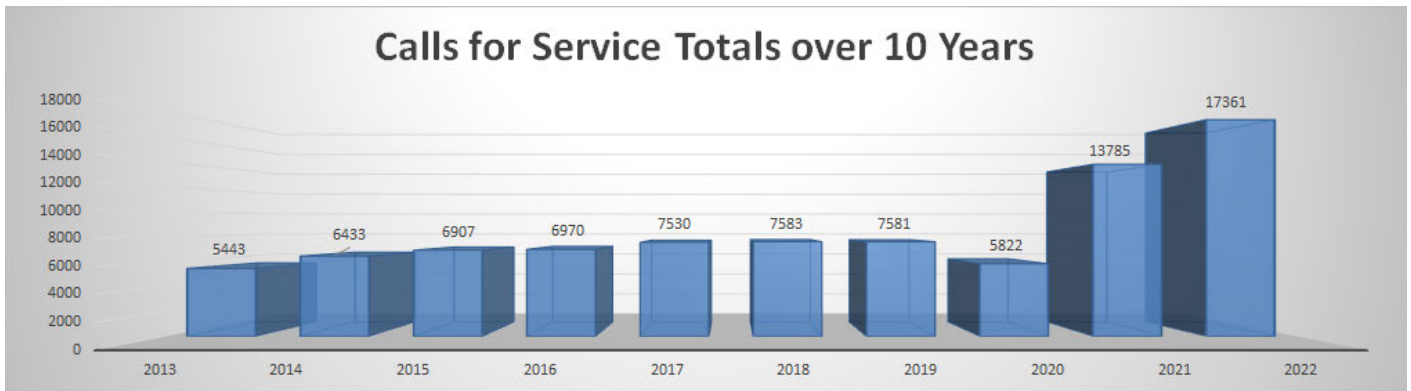
* SCSO Made 636 Arrests in 2022 and had 12 Response to Aggression Reports. (12/636 = .018) Response to Aggression Incidents per arrest. So 1.8 percent of all SCSO arrests resulted in the need to respond to the arrested persons aggression. This is a direct reflection of the training for all deputies in de-escalation techniques, critical incident training and overall supervision.

MONTH OF YEAR

	JAN	FEB	MAR	APR	MAY	JUN	JUL	AUG	SEP	OCT	NOV	DEC
2021	0	0	1	1	0	0	0	1	2	0	0	0
2022	1	4	1	0	0	0	1	1	1	2	0	0

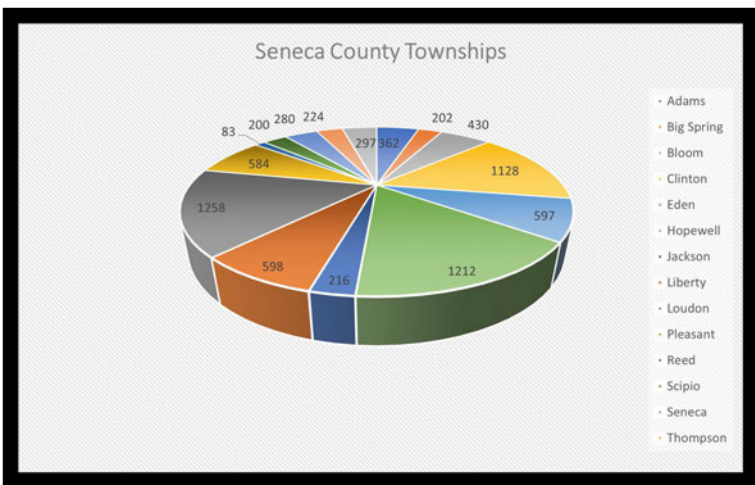
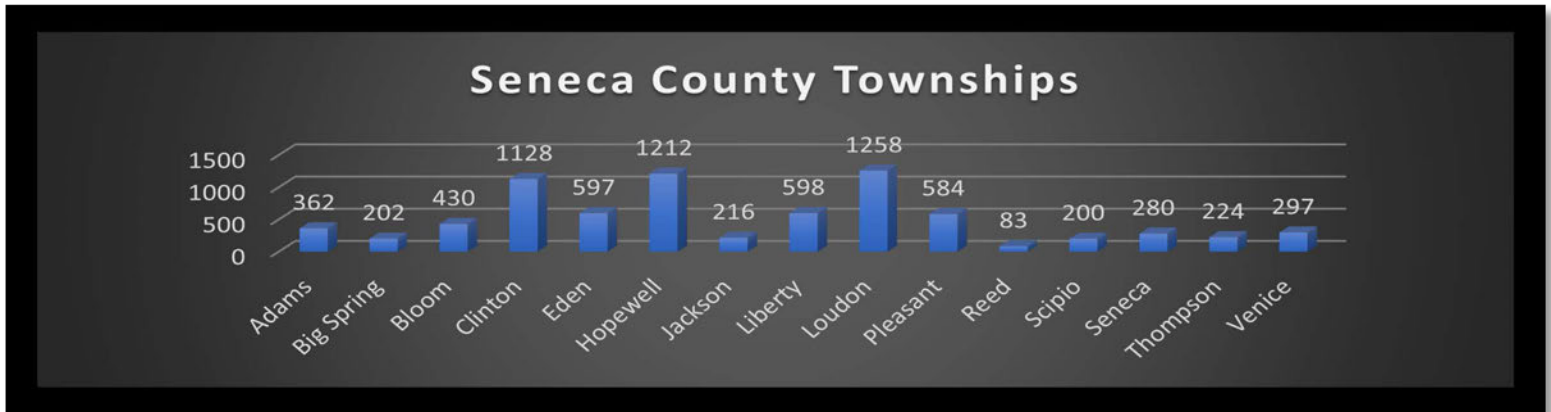


As you can see by the data, 2022 was a very busy year. For comparison, here are some statistics from the last 10 years. We are asking our Enforcement Deputies to do more and we are tracking that workload to be able to give a fair and accurate reflection of what we do. This helps to show the true need for manpower, resources and funding. Accurate statistics are very important in showing the amount of workload that is done each year and why it is important to have the proper amount of personnel to not only handle all of the calls but to have those additional personnel to cover for sick time, vacations, FMLA's, leave days, etc. so that you don't have burnout and turnover from worn out employees being asked to do more with less.

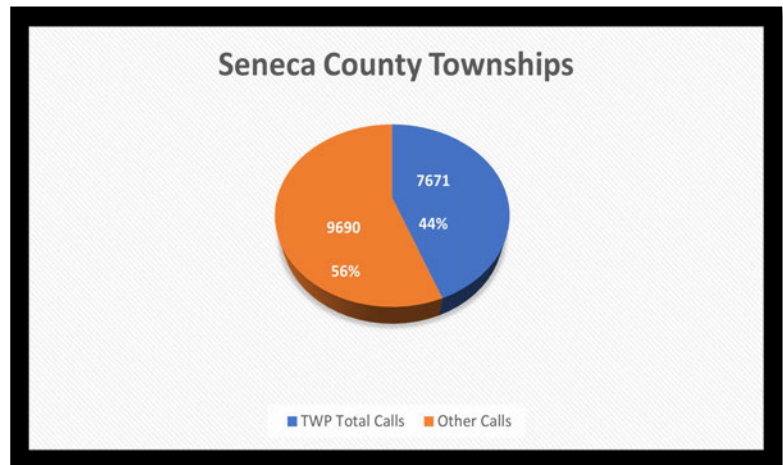




Seneca County Townships	1 st Qtr	2 nd Qtr	3 rd Qtr	4 th Qtr	TOTAL
Adams	104	118	63	77	362
Big Spring	41	80	44	37	202
Bloom	48	55	171	156	430
Clinton	327	257	276	268	1128
Eden	152	146	147	152	597
Hopewell	395	276	301	240	1212
Jackson	56	48	56	56	216
Liberty	207	135	163	108	598
Loudon	262	357	339	281	1258
Pleasant	129	167	163	125	584
Reed	14	23	18	28	83
Scipio	32	49	48	71	200
Seneca	77	70	69	64	280
Thompson	43	57	74	50	224
Venice	68	99	80	50	297



In 2022, Deputies responded to a total of 17,361 Calls for Service throughout the 552 square miles of Seneca County. Of that number, 7,671 Calls for Service were calls for the 15 townships that makeup Seneca County. The other 9,690 were either in Villages or assisting Fostoria or Tiffin Police Department's.



In 2022, we continued to make sure ALL of the townships were patrolled as best we could with low manpower issues and that the Sheriff or a representative made at least one township meeting to touch base with the Trustees and listen to any concerns.



CAD Summary Report

CAD Summary Report

Printed On: 01/12/23 10:34

Seneca County	01/22	02/22	03/22	04/22	05/22	06/22	07/22	08/22	09/22	10/22	11/22	12/22	Total
911 Hang-up	1	1		1	4				2				9
911 Misdial							1	1				2	4
911 Open Line	1		1			1	1						4
Alarm - Residential	1	1	2	1		1				1	1		8
Assault					1				1				2
Assist Other Agency	1	1	1	2			1	3	1	2	3		15
Auto Theft/Unauthorized Use	1	1		2									4
Breaking and Entering			3										3
Burglary											1		1
Community Activities/Speeches										1			1
Disabled Vehicle			1		1		1		1	1			5
Disturbance	1				2	2	3		2		1		11
Domestic Violence				1		1							2
Drugs												1	1
EMS Assist			2							2			4
Fire/Arson										1			1
Foot Patrol/Property Checks	11	3	29	27	18	6	8	4	7	3	11	6	133
Found Property				1									1
Juvenile Runaway				1									1
Menacing/Threats		1									1		2
Mental Health					1	1							2
Missing Juvenile						1							1
Non-criminal (catch-all)			1		2	1	1				2		7
Notify Utilities (St Dept/Gas)					1								1
Other Animal Complaints	1		1	1	1	1					1	1	7
Overdose												1	1
Paper Service	4	1	1		1	1	2	4	1	2	1		18
Parking Violation				1	1							1	3
Probate Order										1			1
Property Damage/Tampering			1	1				1		1			4

	01/22	02/22	03/22	04/22	05/22	06/22	07/22	08/22	09/22	10/22	11/22	12/22	Total
Road Hazard						2							2
Sexual Assault					1								1
Suspicious Activity				1			1		1	1	1	1	6
Suspicious Person					1	1			2	1		3	8
Telecommunications Harassment			1		1	2	1						5
Theft				1	1			1	1				4
Traffic Accidents	1												1
Traffic Crash	1	9	1	2	1	2				2	1	4	25
Traffic Stop					1			1		1	1		5
Trespassing				1							2	1	5
Unattended Death	1		1										2
Unruly Juvenile	1	4	2										7
Warrant Service		2	1			3					1		7
Weapon Offense	1	1	1				1	1					5
Welfare Check	1	3	1	2	1	2	1	1	1	1	2	3	19
Total	28	28	48	49	39	30	24	17	22	21	35	21	362

ProPhoenix rev. 05/09/2018

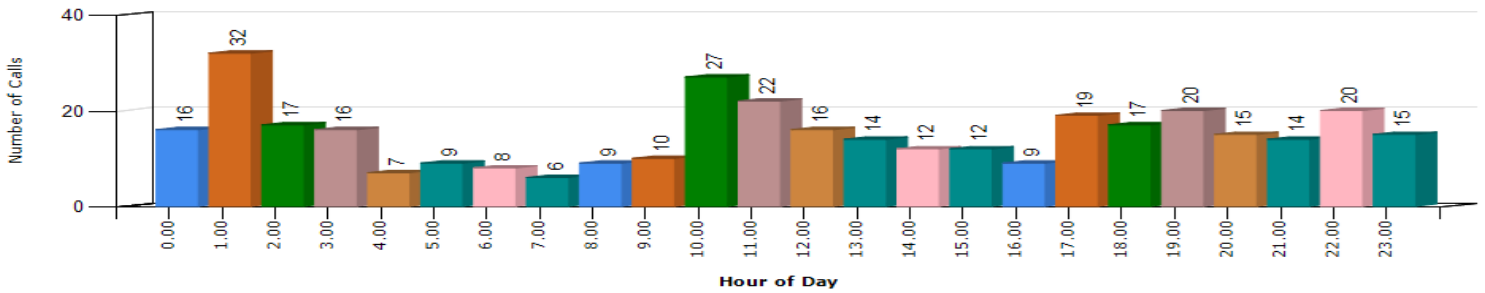
** Confidential - Unauthorized Use Prohibited **

ProPhoenix rev. 05/09/2018

** Confidential - Unauthorized Use Prohibited **

2 of 2

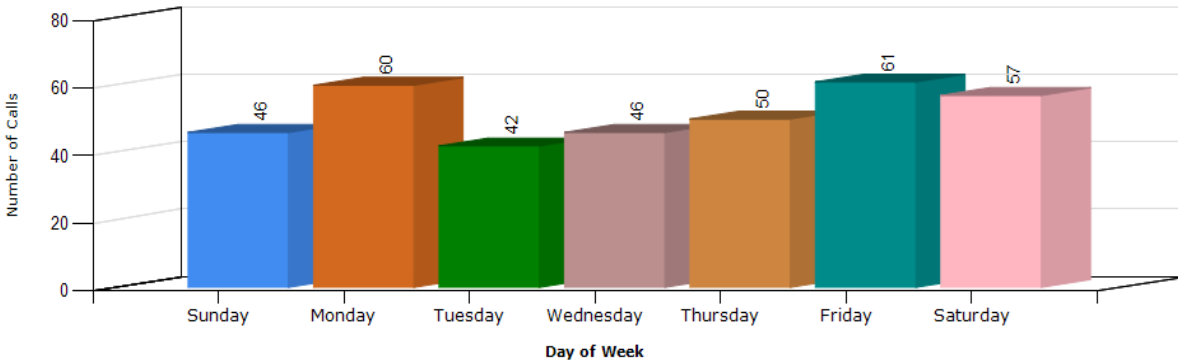
Number of Calls by Hour of Day
For Seneca County



Hour of Day Breakdown

Hour of Day	0	1	2	3	4	5	6	7	8	9	10	11	12	13	14	15	16	17	18	19	20	21	22	23
Other	16	32	17	16	7	9	8	6	9	10	27	22	16	14	12	12	9	19	17	20	15	14	20	15
	4.42%	8.84%	4.70%	4.42%	1.93%	2.49%	2.21%	1.66%	2.49%	2.76%	7.46%	6.08%	4.42%	3.87%	3.31%	3.31%	2.49%	5.25%	4.70%	5.52%	4.14%	3.87%	5.52%	4.14%

Number of Calls by Day of Week



Number/Percentage of Calls by Day of Week

	Calls/Percentage	
Sunday	46	12.71%
Monday	60	16.57%
Tuesday	42	11.60%
Wednesday	46	12.71%
Thursday	50	13.81%
Friday	61	16.85%
Saturday	57	15.75%



CAD Summary Report

Seneca County	01/22	02/22	03/22	04/22	05/22	06/22	07/22	08/22	09/22	10/22	11/22	12/22	Total
911 Hang-up	1	1	2										8
911 Misdiat	1	1			1	1			1	1			6
911 Open Line	1	1	1						1				3
Alarm - Business				2									2
Alarm - Residential	1	2	1	1		1							6
Assault							1					1	2
Assist Other Agency		1		2									3
Community Activities/Speeches								1					1
Disabled Vehicle				1	1								2
Disturbance	2				3		2		3	2		1	13
Domestic Violence										1			1
Escort				1									1
Fire/Arson					1								1
Foot Patrol/Property Checks	2	2	10	5	20	11	8	10	5	5	3	3	84
Found Property	1												1
Menacing/Threats	1					1							2
Mental Health	1												1
Noise Complaint			1	1									2
Other Animal Complaints										1	1		2
Paper Service				1	5	7	1		2	1			17
Property Damage/Tampering							1						1
Road Hazard						2							2
Sexual Assault		1											1
Standby						1					1	1	3
Suspicious Activity					2								2
Suspicious Person		1										1	2
Telecommunications Harassment					1								1
Theft		2	2	1	1	1	1	1	1	1			7
Traffic Crash	2		1	1		1	1	1	2	1	1		9
Traffic Stop			1	1				1					3

ProPhoenix rev. 05/09/2018

** Confidential - Unauthorized Use Prohibited **



CAD Summary Report

Printed On: 02/22/23 14:40

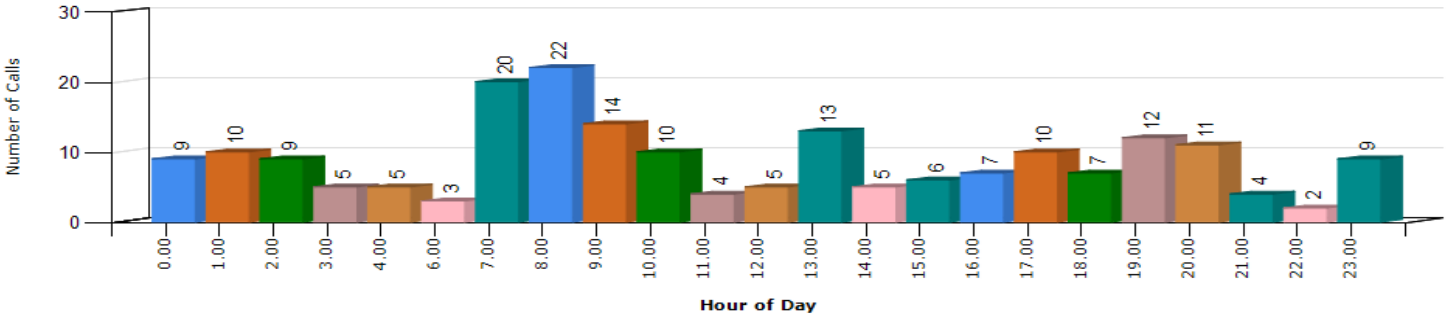
	01/22	02/22	03/22	04/22	05/22	06/22	07/22	08/22	09/22	10/22	11/22	12/22	Total
Trespassing			1										1
Unattended Death							1						1
Underage Alcohol													1
Unruly Juvenile			1	1									3
Warrant Service											4		4
Welfare Check						1	1						2
Total	10	10	21	18	36	26	15	14	15	13	14	10	202

ProPhoenix rev. 05/09/2018

** Confidential - Unauthorized Use Prohibited **

2 of 2

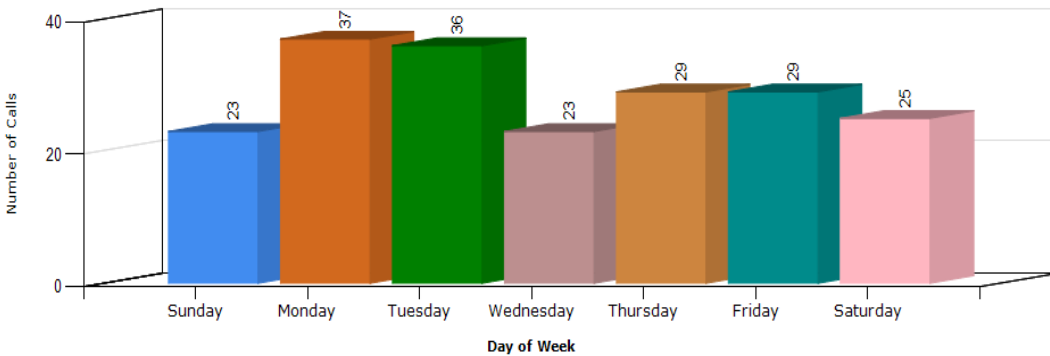
Number of Calls by Hour of Day
For Seneca County



Hour of Day Breakdown

Hour of Day	0	1	2	3	4	6	7	8	9	10	11	12	13	14	15	16	17	18	19	20	21	22	23
Other	9	10	9	5	5	3	20	22	14	10	4	5	13	5	6	7	10	7	12	11	4	2	9
	4.46%	4.95%	4.46%	2.48%	2.48%	1.49%	9.90%	10.89%	6.93%	4.95%	1.98%	2.48%	6.44%	2.48%	2.97%	3.47%	4.95%	3.47%	5.94%	5.45%	1.98%	0.99%	4.46%

Number of Calls by Day of Week



Number/Percentage of Calls by Day of Week

	Calls/Percentage	
Sunday	23	11.39%
Monday	37	18.32%
Tuesday	36	17.82%
Wednesday	23	11.39%
Thursday	29	14.36%
Friday	29	14.36%
Saturday	25	12.38%



CAD Summary Report

Seneca County	01/22	02/22	03/22	04/22	05/22	06/22	07/22	08/22	09/22	10/22	11/22	12/22	Total
911 Hang-up						1	2	2		1			6
911 Misdialed									1	1	1		3
911 Open Line	1						1		2				4
Alarm - Business			1		1								2
Alarm - Residential	1	1		1		1					1		5
Assault									1				1
Assist Other Agency				1						1			2
Breaking and Entering							1						1
Community Activities/Speeches								1					1
Disabled Vehicle									1				1
Disturbance					1			1					2
EMS Assist							1						1
Escort									2				2
Fireworks									1				1
Foot Patrol/Property Checks	8	12	7	7	3	5	10	46	69	81	33	19	300
Forgery/Counterfeit Money									2				2
Found Property		1			2	1			1				5
Misc. Criminal Violation						1							1
Noise Complaint					1	1			2		1		4
Non-criminal (catch-all)					1	1			2		1		5
Other Animal Complaints					1								1
Paper Service	3		1		3						1		8
Property Damage/Tampering						2			1				3
Road Hazard			1		2		1		1				6
Suspicious Activity				1	1	1	2	1	1		1	1	8
Suspicious Person				1		1		1					3
Telecommunications Harassment										1			1
Theft			1		4	1	2	2	1				11
Traffic Crash	2	3			1	1		1	3	4	2	1	16
Traffic Stop				1	1		1		1				6

ProPhoenix rev. 05/09/2018

** Confidential - Unauthorized Use Prohibited **



CAD Summary Report

Printed On: 02/22/23 14:44

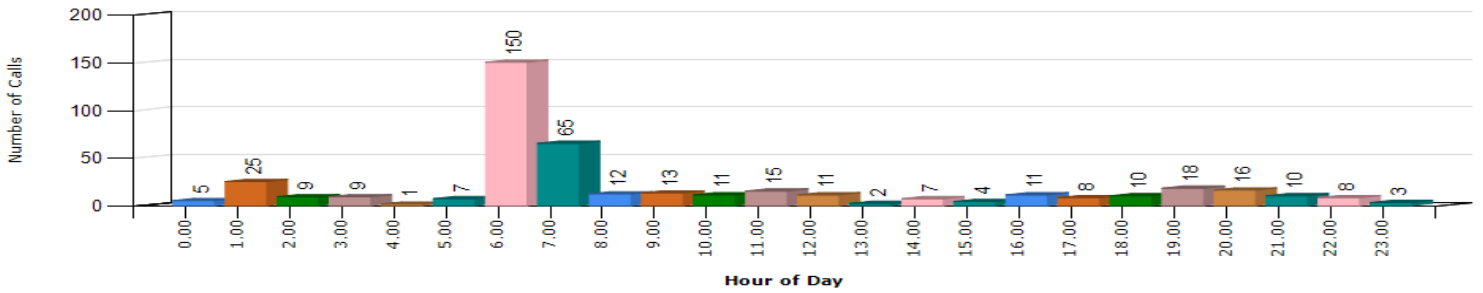
	01/22	02/22	03/22	04/22	05/22	06/22	07/22	08/22	09/22	10/22	11/22	12/22	Total
Trash/Junk					1	1			1				3
Trespassing			1	1		1							4
Unattended Death									1				1
Warrant Service	1												1
Weapon Offense							2						2
Welfare Check		3			2								7
Total	16	20	12	13	18	24	20	57	94	91	40	25	430

ProPhoenix rev. 05/09/2018

** Confidential - Unauthorized Use Prohibited **

2 of 2

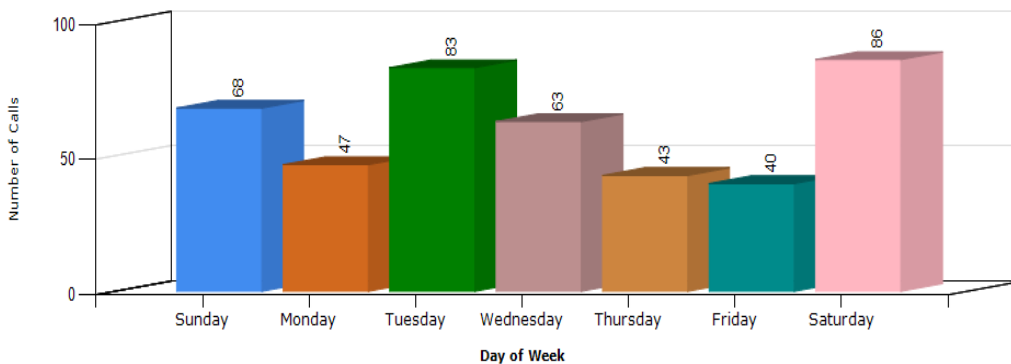
Number of Calls by Hour of Day For Seneca County



Hour of Day Breakdown

Hour of Day	0	1	2	3	4	5	6	7	8	9	10	11	12	13	14	15	16	17	18	19	20	21	22	23
Other	5	25	9	9	1	7	150	65	12	13	11	15	11	2	7	4	11	8	10	18	16	10	8	3
	1.16%	5.81%	2.09%	2.09%	0.23%	1.63%	34.88%	15.12%	2.79%	3.02%	2.56%	3.49%	2.56%	0.47%	1.63%	0.93%	2.56%	1.86%	2.33%	4.19%	3.72%	2.33%	1.86%	0.70%

Number of Calls by Day of Week



Number/Percentage of Calls by Day of Week

	Calls/Percentage	
Sunday	68	15.81%
Monday	47	10.93%
Tuesday	83	19.30%
Wednesday	63	14.65%
Thursday	43	10.00%
Friday	40	9.30%
Saturday	86	20.00%



CAD Summary Report

Seneca County	01/22	02/22	03/22	04/22	05/22	06/22	07/22	08/22	09/22	10/22	11/22	12/22	Total
911 Hang-up			1	2				2	1	4	3	3	16
911 Misdial	4	7				3			2	3	1	3	23
911 Open Line		1	3		1	3	3	2	2	4	2	3	24
Alarm - Business	1	2	1	1	1				1	1			8
Alarm - Residential	1	2	1	1	1	1	1		2		3		13
Appraisal					1								1
Assault				1	1							1	3
Assist Other Agency	1	1	2		1	10	3	1		4	5	1	29
Auto Theft/Unauthorized Use								1					1
Breaking and Entering	1			1		1	1						4
Burglary			1	1			2						4
Child Abuse				1									1
Community Activities/Speeches	1	2		2		1							6
Disabled Vehicle	3	3	2		1			1		1			11
Disturbance	9	2	7	3	1	2	7	2	2	7	3	3	48
Dog Bite					1								1
Domestic Violence				2		1	2		1	1		1	8
Drugs			1						1				2
EMS Assist	2	2	1	1	3				1	2	1		13
Escort								1					1
Fire/Arson	1									1			2
Fireworks							1						1
Foot Patrol/Property Checks	77	32	37	37	30	17	32	34	32	23	12	6	369
Found Property	1	1		1	3		1	1		2			11
Junkyard Inspection							1						1
Juvenile Runaway							1				1		2
Juvenile Tobacco/Vape			1			1							2
Menacing/Threats			1	1		1						1	3
Mental Health		1			1				1	1		1	5
Misc. Criminal Violation							1						1



CAD Summary Report

Printed On: 02/22/23 14:34

	01/22	02/22	03/22	04/22	05/22	06/22	07/22	08/22	09/22	10/22	11/22	12/22	Total
Missing Adult					1								1
Noise Complaint	2	1					1	2					6
Non-criminal (catch-all)	2	2	1			3	2	3	4	5	1	3	28
Notification (Messages/Death/etc)												1	1
Notify Utilities (St Dept/Gas)							1						1
Open Door							1			1		2	4
Other Animal Complaints	2		1	2	3	3				2	2	1	16
Overdose	1					1							2
OVI			1										1
Paper Service			7	2	1	7	2		4	6	1	2	35
Parking Violation	1		1	2		2						1	7
Prisoner Transport						1							1
Project Lifesaver							2					1	3
Property Damage/Tampering	1	1				1	2			3		1	9
Property Safekeeping	1												1
Protection Order Violation												1	1
Rape												1	1
Reckless Driving	1		2			2	1		1		1	1	9
Road Hazard			1	1	2	2				2	4	2	14
Services (Salvation Army/etc)	2	3											5
SRO - Non-criminal			6						2	4	9	11	43
Standby	4	1					1	1			1		10
Suspicious Activity		1	1	1				2	2	3	1		15
Suspicious Person	1	1				2	3	4	1	5	5		25
Telecommunications Harassment		1	4	1					2	1		1	12
Theft	2	2	5	7	2		6	2	2	2	3	2	35
Traffic Crash	3	1	8	4	2	8	3	3	7	6	5	10	60
Traffic Stop	2	2	6	7	5	3	3	5	9	2	3	3	50
Traffic Violation Misc.	1					5	1		6	4	3	3	24
Trash/Junk							1					1	3
Trespassing	2	1	3			3			3	2	1	1	18

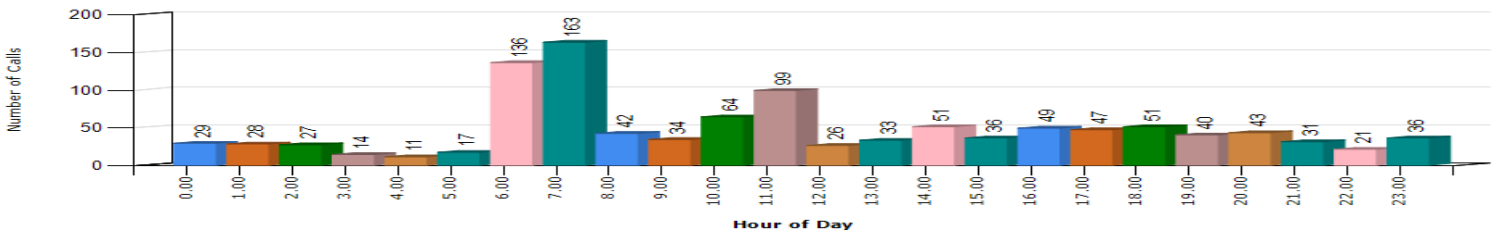


CAD Summary Report

Printed On: 02/22/23 14:34

	01/22	02/22	03/22	04/22	05/22	06/22	07/22	08/22	09/22	10/22	11/22	12/22	Total
Unattended Death				1			1		1	2		1	6
Unruly Juvenile			4	1	1	1			1	1	1	1	12
Warrant Service				1	1	1		1	3	1	2	1	11
Weapon Offense							1					1	2
Welfare Check		4	3	4	2	2	6	3	2	6	4	3	42
Total	133	86	108	86	87	84	90	82	104	100	82	86	1,128

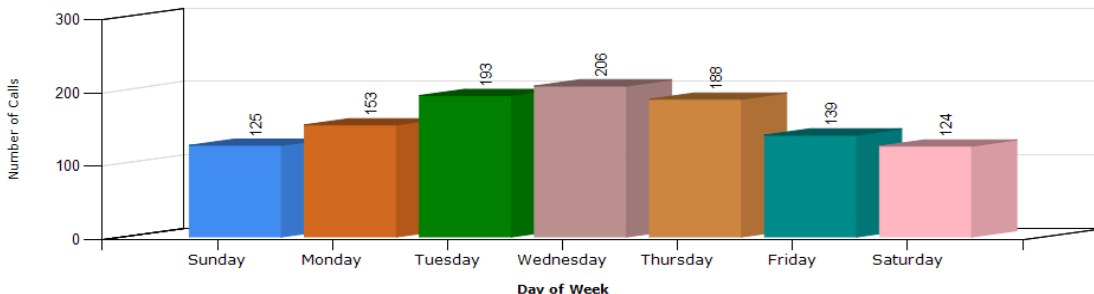
Number of Calls by Hour of Day
For Seneca County



Hour of Day Breakdown

Hour of Day	0	1	2	3	4	5	6	7	8	9	10	11	12	13	14	15	16	17	18	19	20	21	22	23
Other	29	28	27	14	11	17	136	163	42	34	64	99	26	33	51	36	49	47	51	40	43	31	21	36
	2.57%	2.48%	2.39%	1.24%	0.98%	1.51%	12.06%	14.45%	3.72%	3.01%	5.67%	8.78%	2.30%	2.93%	4.52%	3.19%	4.34%	4.17%	4.52%	3.55%	3.81%	2.75%	1.86%	3.19%

Number of Calls by Day of Week



Number/Percentage of Calls by Day of Week

Day of Week	Calls	Percentage
Sunday	125	11.08%
Monday	153	13.56%
Tuesday	193	17.11%
Wednesday	206	18.26%
Thursday	188	16.67%
Friday	139	12.32%
Saturday	124	10.99%



CAD Summary Report

Printed On: 02/22/23 11:59

Seneca County

	01/22	02/22	03/22	04/22	05/22	06/22	07/22	08/22	09/22	10/22	11/22	12/22	Total
911 Hang-up					1		2	1	1			2	7
911 Misdial		1							2		2	2	7
911 Open Line			1				4			2	1	2	10
Alarm - Business					1						1		2
Alarm - Residential	2	1			1	3						1	8
Assault			1	1	2		1	1	1		1	2	10
Assist Other Agency		6	3	3	3	5	1	2	2	2	3	3	33
Auto Theft/Unauthorized Use	1												1
Bad Check							1						1
Burglary							1				1		2
Community Activities/Speeches		1		1	1	4		3	4	4	1	2	21
Disabled Vehicle	1	2	2		3				2	1			11
Disturbance	3			1					1	2	1	1	9
Dog Bite					1								1
Domestic Violence		1							1				2
Drone Callout				1									1
Drugs	4	1	3	1	4	1	1	3	1	2	4	1	26
EMS Assist						1		2					3
Fire/Arson		1					1						2
Foot Patrol/Property Checks	8	9	8	7	10	8	9	9	11	7	9	15	110
Forgery/Counterfeit Money		1											1
Found Property	1	1	2	1	1				1				7
Juvenile Runaway			1										1
Menacing/Threats	1		1			1					1		4
Mental Health				1								1	2
Misc. Criminal Violation					1	1	1	1	1		1		6
Missing Adult								1					1
Missing Juvenile	1												1
Non-criminal (catch-all)	10		4		1	3	4	5	3	4	5	2	41
Notify Utilities (St Dept/Gas)												1	1

* Took out Jail Grounds Checks

ProPhoenix rev. 05/09/2018

** Confidential - Unauthorized Use Prohibited **

1 of 2



CAD Summary Report

Printed On: 02/22/23 11:59

	01/22	02/22	03/22	04/22	05/22	06/22	07/22	08/22	09/22	10/22	11/22	12/22	Total
Open Door		1											1
Other Animal Complaints		1	1	2	1	2	2		2	1	3	3	18
Paper Service	1	5	1	8	7	3	3	4	6	5	2		45
*Papers/Appraisals (Sheriff's Office)	1												1
*Prisoner Transport (Sheriff's Office)	20	38	37	42	42	42	43	53	56	60	48	55	536
*Project Lifesaver (Sheriff's Office)	3							1					4
Property Damage/Tampering	1	1		1		1		2		3	1		10
Property Safekeeping			1	2									3
Protection Order Violation		1		3			1				1		6
Reckless Driving		1						2					3
Road Hazard							1	1			1	1	4
Search Warrant			1			1							2
Security Checks	2												2
Sexual Assault			2										2
Stalking								1					1
Standby		2	1			1	1						5
Suicide											1		1
Suspicious Activity			3		2		1		2			5	13
Suspicious Person		1	1	1	1	6	1	1	1	2	5		20
Telecommunications Harassment	1		2	1	1								5
Theft	4	4	1	2	2	2	2	2	7	1	1	2	30
Traffic Crash	3	5	2	2	2	5	3	2	3	5	4	2	38
Traffic Stop		1	5					3		1	2		12
Transport									1			3	4
Trash/Junk			1										1
Trespassing		2		1	1	1							5
Unruly Juvenile		1		2			1			1		1	6
Warrant Service	1	2		2	1	2		1	2		2		13
Weapon Offense	1		1										2
Welfare Check	2	3	1	3	1	1	1	1	1	1	1	1	17
Total	48	54	50	45	49	52	43	48	56	44	55	53	597

* Not Counted in Eden Stats

ProPhoenix rev. 05/09/2018

** Confidential - Unauthorized Use Prohibited **

2 of 2



CAD Summary Report

Seneca County	01/22	02/22	03/22	04/22	05/22	06/22	07/22	08/22	09/22	10/22	11/22	12/22	Total
911 Hang-up	1		2	1	4	2	5	8	6	1	4	1	35
911 Misdial	1	1	4	1			2	3	1	1	3	2	19
911 Open Line	1	1	1	3	3	2	2		1		1		15
Alarm - Business		2			3	2	1	2	1	2	1	2	16
Alarm - Residential		1	1	1	1	2		2	1				9
Alcohol Violation				1									1
Appraisal			1										1
Assault							5		2	2	1		10
Assist Other Agency	1	2	5	3	2	1	2	3	1	2		1	23
Auto Theft/Unauthorized Use				1	2	1							4
Bad Check										1			1
Breaking and Entering						1							1
Burglary					1			1					2
Community Activities/Speeches			1		3	5		1	1				11
Disabled Vehicle	1	4	2	3	2	4	1	2	4	6	1	2	32
Disturbance	2	3	5	2	5	4	3	6	6	4	3	2	45
Dog at Large		1			1	2					1		5
Domestic Violence						1		2				1	4
Drugs			1		1				1	1			4
EMS Assist							1						1
Escort				1						1			2
Fire/Arson	1	1		1						1	1		5
Fireworks							1						1
Foot Patrol/Property Checks	47	92	68	32	19	20	34	27	16	17	26	15	413
Forgery/Counterfeit Money						1							1
Found Property	1		1				1	12		1			16
Harassment/Telephone	1												1
Junk Vehicle		5	4		13	2	4	5	5	8	7	5	58
Menacing/Threats			1		1		4	1	1	1			8
Mental Health			1	1	1		1			1	1		6

ProPhoenix rev. 05/09/2018

** Confidential - Unauthorized Use Prohibited **



CAD Summary Report

	01/22	02/22	03/22	04/22	05/22	06/22	07/22	08/22	09/22	10/22	11/22	12/22	Total
Misc. Criminal Violation											1	1	2
Missing Adult						1							1
Missing Juvenile				1									1
Noise / Loud Music	1												1
Noise Complaint	3	2		1		1							7
Non-criminal (catch-all)	2	6	1	2	4	3	1	2	2	1	4	1	29
Notification (Messages/Death/etc)	1												1
Other Animal Complaints	1	1	1			2	1		2		2		10
Overdose	1	1											2
Paper Service	4	2	7	2		4	1	2	3	6	4	5	40
Parking Violation				3					1				6
Prisoner Transport		1	1			1		1			1		5
Project Lifesaver									1		1	1	3
Property Damage/Tampering	2	2	1	1		1	3	1	1			1	13
Property Safekeeping	1												1
Protection Order Violation							1		1	1			3
Reckless Driving		2		1	1				1		2		8
Road Hazard								1		2			3
Services (Salvation Army/etc)													1
Sexual Assault	1					1							2
SRO - Non-criminal			1										1
Standby	3			1	1	1	1	2	1		1	3	13
Suicide									1		2		3
Suspicious Activity	1	3	1			1	2	1	3	1			13
Suspicious Person	1	2	2			3	6	2	5	1			22
Telecommunications Harassment	2	1		1	3		1		1	1	2	1	13
Theft	8	5	6	7	5		5	7	3	5	8		59
Traffic Crash	4	3	3	3	8	4	4	3	4	6	4	7	53
Traffic Stop	11	4	4	4	4	4	1	5	1	2	5	3	45
Traffic Violation Misc.			1			1	1					1	4
Trash/Junk			1	1	1								2

ProPhoenix rev. 05/09/2018

** Confidential - Unauthorized Use Prohibited **

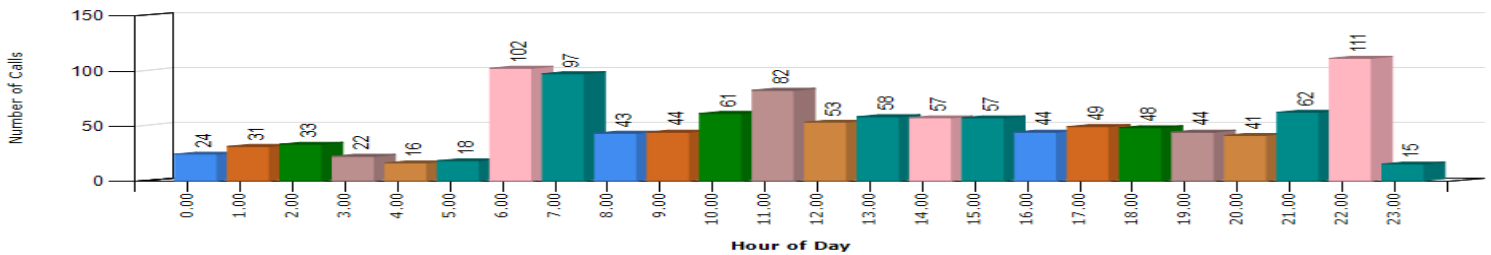
2 of 3

CAD Summary Report

	01/22	02/22	03/22	04/22	05/22	06/22	07/22	08/22	09/22	10/22	11/22	12/22	Total
Trespassing	1	2	1	2	3	1	1	3	1	1			15
Unattended Death							1	1	1				3
Underage Alcohol							1						1
Unruly Juvenile		2	2		4		1						9
Voyeurism/Public Indecency					1								1
Warrant Service		2	1	5	1	5	3	2	2	5	5		31
Weapon Offense			1					1	2		1		5
Welfare Check		2	4	3	4	3	3	2	1	2	1	1	26
Zoning			1										1
Total	101	155	139	92	101	83	116	106	79	95	87	58	1,212

Printed On: 02/22/23 14:31

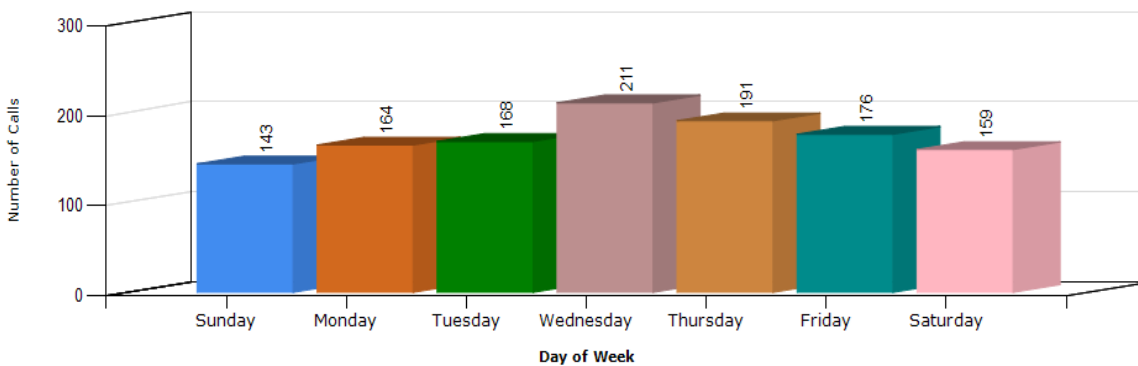
Number of Calls by Hour of Day
For Seneca County



Hour of Day Breakdown

Hour of Day	0	1	2	3	4	5	6	7	8	9	10	11	12	13	14	15	16	17	18	19	20	21	22	23
Other	24	31	33	22	16	18	102	97	43	44	61	82	53	58	57	57	44	49	48	44	41	62	111	15
	1.98%	2.56%	2.72%	1.82%	1.32%	1.49%	8.42%	8.00%	3.55%	3.63%	5.03%	6.77%	4.37%	4.79%	4.70%	4.70%	3.63%	4.04%	3.95%	3.63%	3.38%	5.12%	9.16%	1.24%

Number of Calls by Day of Week



Number/Percentage of Calls by Day of Week

Day of Week	Number of Calls	Percentage
Sunday	143	11.80%
Monday	164	13.53%
Tuesday	168	13.86%
Wednesday	211	17.41%
Thursday	191	15.76%
Friday	176	14.52%
Saturday	159	13.12%



CAD Summary Report

Seneca County	01/22	02/22	03/22	04/22	05/22	06/22	07/22	08/22	09/22	10/22	11/22	12/22	Total
911 Hang-up									1				1
911 Misdiad				1									1
911 Open Line							1	1				1	3
Alarm - Business	3			2	2	6	6	3	1	3	4		30
Alarm - Residential				2	1			1	1				5
Assault				1	1								2
Assist Other Agency	2	1	1	1		1				1			7
Auto Theft/Unauthorized Use			1					1		1	1		4
Breaking and Entering	1											1	2
Community Activities/Speeches						1							1
Disabled Vehicle	1			1									2
Disturbance	1			1	3	1	1					2	12
Dog at Large						1							1
Domestic Violence				1				1	2				4
Drugs				1			1	1	1				4
Foot Patrol/Property Checks	3	1	2										6
Found Property	1												1
Juvenile Runaway					1								1
Mental Health			1	1						1			3
Misc. Criminal Violation				1									1
Noise Complaint						1							1
Non-criminal (catch-all)	1					1	1		1	1	1		6
Notification (Messages/Death/etc)		1											1
Other Animal Complaints	2					1				1			4
Overdose				1									1
Paper Service	1	3	2	1			1				3	2	13
Protection Order Violation								1					1
Railroad Incident	1												1
Road Hazard						1							1
Search Warrant			2										2

ProPhoenix rev. 05/09/2018

** Confidential - Unauthorized Use Prohibited **

CAD Summary Report

Printed On: 02/22/23 10:16

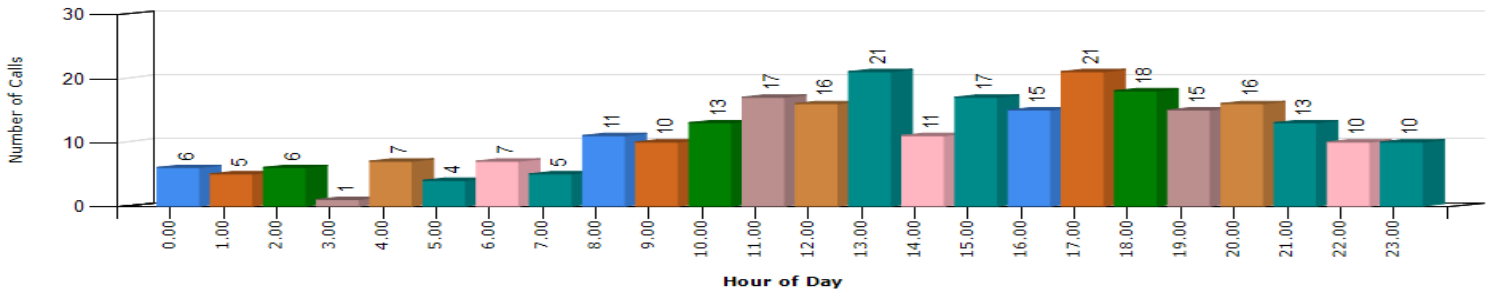
	01/22	02/22	03/22	04/22	05/22	06/22	07/22	08/22	09/22	10/22	11/22	12/22	Total
Services (Salvation Army/etc)									1				1
SRT (Page All)			1										1
Standby					1					1	3	2	7
Suspicious Activity					2		1						6
Suspicious Person			1					1		2			4
Telecommunications Harassment			4	3	3	4	1		2	1	2	2	24
Theft	4	3	3	4	1		1	1	2	3	2	1	24
Traffic Crash	2	2	2	1	1	1	1	2	3		2	3	20
Traffic Stop											1	1	2
Trash/Junk							1			1			2
Trespassing		1		1	1	1		1					4
Unattended Death													2
Unsuby Juvenile	1									1	1		3
Warrant Service									2				2
Welfare Check	1	1				1	1	1			1	4	10
Total	25	16	15	24	9	15	21	15	20	19	16	21	216

ProPhoenix rev. 05/09/2018

** Confidential - Unauthorized Use Prohibited **

2 of 2

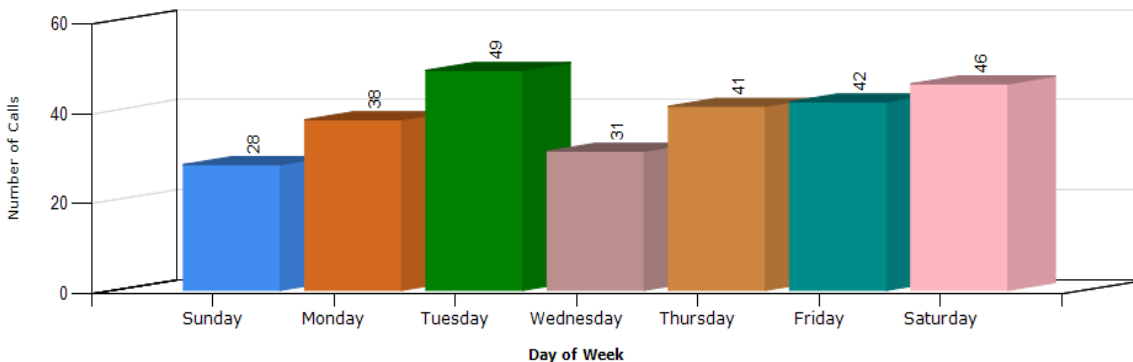
**Number of Calls by Hour of Day
For Seneca County**



Hour of Day Breakdown

Hour of Day	0	1	2	3	4	5	6	7	8	9	10	11	12	13	14	15	16	17	18	19	20	21	22	23
Other	6	5	6	1	7	4	7	5	11	10	13	17	16	21	11	17	15	21	18	15	16	13	10	10
	2.18%	1.82%	2.18%	0.36%	2.55%	1.45%	2.55%	1.82%	4.00%	3.64%	4.73%	6.18%	5.82%	7.64%	4.00%	6.18%	5.45%	7.64%	6.55%	5.45%	5.82%	4.73%	3.64%	3.64%

Number of Calls by Day of Week



**Number/Percentage of Calls
by Day of Week**

	Calls/Percentage	
Sunday	28	10.18%
Monday	38	13.82%
Tuesday	49	17.82%
Wednesday	31	11.27%
Thursday	41	14.91%
Friday	42	15.27%
Saturday	46	16.73%



CAD Summary Report

Seneca County	01/22	02/22	03/22	04/22	05/22	06/22	07/22	08/22	09/22	10/22	11/22	12/22	Total
911 Hang-up				2		2	2	1	1				8
911 Misdiel	1	1			1				3	1		1	8
911 Open Line					2				1				3
Alarm - Business			2	1	1								4
Alarm - Residential										1	2		3
Appraisal										1			1
Assault							2						2
Assist Other Agency		1				1				1		1	4
Breaking and Entering						1	2						3
Community Activities/Speeches			1						1	1			3
Disabled Vehicle		1					1		1				3
Disturbance	2				4	1	1	1				2	11
Domestic Violence		1						1	1		1	1	5
EMS Assist					1								1
Fire/Arson	1					1							2
Fireworks						1							1
Foot Patrol/Property Checks	47	44	60	35	30	33	27	27	23	20	22	23	391
Found Property							1						1
Junkyard Inspection												2	2
Menacing/Threats										1			1
Mental Health										1			1
Missing Juvenile					1	1							2
Noise Complaint	1					1			1				3
Non-criminal (catch-all)				1	1		3	1					6
Open Burning			1										1
Other Animal Complaints	1						1			1			3
OVI	1												1
Paper Service			2		1		3	1	7	3		2	19
Property Damage/Tampering		1	2					1			1		5
Reckless Driving			1			1							3

CAD Summary Report

Printed On: 02/22/23 10:24

	01/22	02/22	03/22	04/22	05/22	06/22	07/22	08/22	09/22	10/22	11/22	12/22	Total
Road Hazard	1							1					2
Security Checks	1												1
Sexual Assault			1			1	1			1			4
Standby			1										1
Suspicious Activity	3					1	1			2	4	1	12
Suspicious Person	1		1				1		3				6
Telecommunications Harassment	2		1										3
Theft		3	2	3			3	2	2		1	1	17
Traffic Crash	3	2			1	1	2	2	1	1	2	2	17
Traffic Stop	1	1			1				2				6
Trespassing		2		1	1				1	3			8
Unattended Death	1							1					2
Unruly Juvenile	1	1	1				2	1					6
Weapon Offense			1	1									2
Welfare Check	1	2					2	2			1	2	10
Total	69	60	78	44	47	44	56	40	52	34	33	41	598

ProPhoenix rev. 05/09/2018

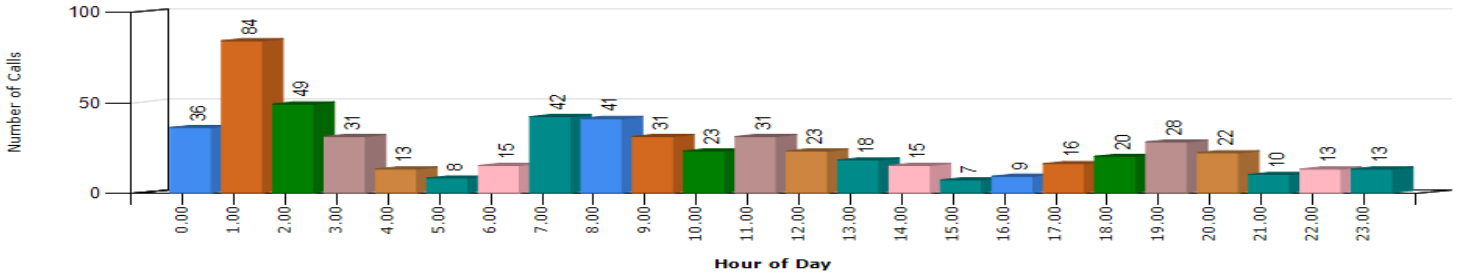
** Confidential - Unauthorized Use Prohibited **

ProPhoenix rev. 05/09/2018

** Confidential - Unauthorized Use Prohibited **

2 of 2

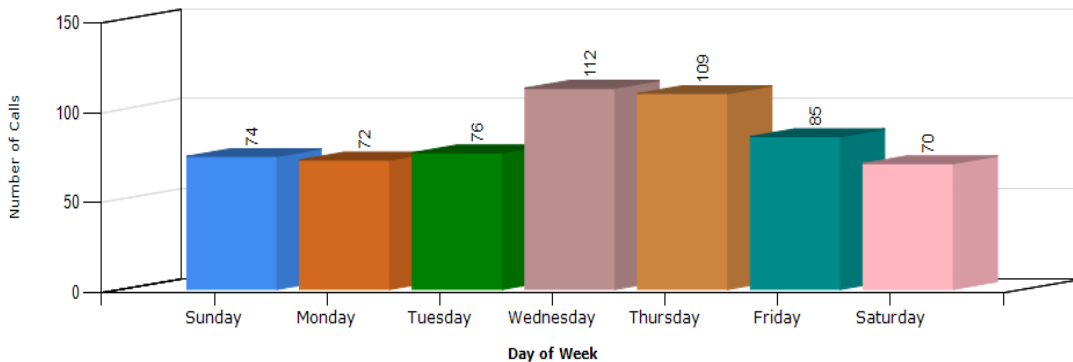
Number of Calls by Hour of Day For Seneca County



Hour of Day Breakdown

Hour of Day	0	1	2	3	4	5	6	7	8	9	10	11	12	13	14	15	16	17	18	19	20	21	22	23
Other	36	84	49	31	13	8	15	42	41	31	23	31	23	18	15	7	9	16	20	28	22	10	13	13
	6.02%	14.05%	8.19%	5.18%	2.17%	1.34%	2.51%	7.02%	6.86%	5.18%	3.85%	5.18%	3.85%	3.01%	2.51%	1.17%	1.51%	2.68%	3.34%	4.68%	3.68%	1.67%	2.17%	2.17%

Number of Calls by Day of Week



Number/Percentage of Calls by Day of Week

	Calls/Percentage	
Sunday	74	12.37%
Monday	72	12.04%
Tuesday	76	12.71%
Wednesday	112	18.73%
Thursday	109	18.23%
Friday	85	14.21%
Saturday	70	11.71%

LOUDEN TWP 2022 CALLS FOR SERVICE



CAD Summary Report Printed On: 02/22/23 10:16

Seneca County

	01/22	02/22	03/22	04/22	05/22	06/22	07/22	08/22	09/22	10/22	11/22	12/22	Total
911 Hang-up					1		1	2	1		2	2	11
911 Misdialed	1		2						1				2
911 Open Line					2		1						3
Abduction/Kidnapping										1			1
Alarm - Business				1			2	2		2			7
Alarm - Residential	2	1	4	1		1			2	4	1		16
Appraisal			2			1	8		3				14
Assault				2					2			1	5
Assist Other Agency	3	3	2	2	4	1	2	2	2	1			22
Auto Theft/Unauthorized Use			1						1	1			4
Aviation Incident		1											1
Breaking and Entering			2					1					3
Burglary				1									1
Community Activities/Speeches					1		2		1		1		5
Disabled Vehicle			1				1	1				2	5
Disturbance	2		2		3	4	2	1		1	3	1	19
Dog at Large				1									1
Domestic Violence				1					1	1			4
EMS Assist	1												1
Escort		1	1				1						3
Fire/Arson										1			1
Fireworks					1		2						3
Foot Patrol/Property Checks	4	10	13	6	2	2	3	5	2	1	1		49
Found Property					2			1					3
Menacing/Threats					1	2	1			1	2	1	8
Mental Health			1	2	1								5
Misc. Criminal Violation							2	1					3
Missing Juvenile				1									2
Noise Complaint	1										1		2
Non-criminal (catch-all)					10	1	1	2	1	17	1	1	34

ProPhoenix rev. 05/09/2018 ** Confidential - Unauthorized Use Prohibited **

CAD Summary Report Printed On: 02/22/23 10:16

	01/22	02/22	03/22	04/22	05/22	06/22	07/22	08/22	09/22	10/22	11/22	12/22	Total
Services (Salvation Army/etc)									1				1
SRT (Page All)			1										1
Standby						1			1	3	2		7
Suspicious Activity				2			1						6
Suspicious Person			1					1		2			4
Telecommunications Harassment			2					2		2			6
Theft	4	3	3	4	1			3	1	2	2	1	24
Traffic Crash	2	2	2	1	1	1	1	2	3		2	3	20
Traffic Stop												1	1
Trash/Junk							1			1			2
Trespassing			1		1	1			1				4
Unattended Death													2
Unruly Juvenile	1									1			3
Warrant Service									1	2			3
Welfare Check	1	1											10
Total	25	16	15	24	9	15	21	15	20	19	16	21	216

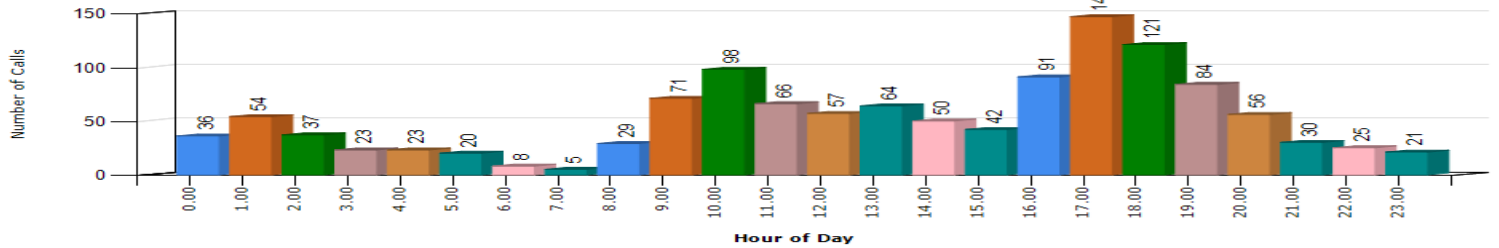
ProPhoenix rev. 05/09/2018 ** Confidential - Unauthorized Use Prohibited **



CAD Summary Report Printed On: 02/22/23 10:43

	01/22	02/22	03/22	04/22	05/22	06/22	07/22	08/22	09/22	10/22	11/22	12/22	Total
Warrant Service	1	6	1	14	11	10	4	13	4	8	5		77
Weapon Offense	2				1		1				1		5
Welfare Check	1		2	2	2		5		2	1	1	2	18
Writ of Possession				1				2					3
Total	60	80	125	104	133	124	106	134	106	118	96	72	1,258

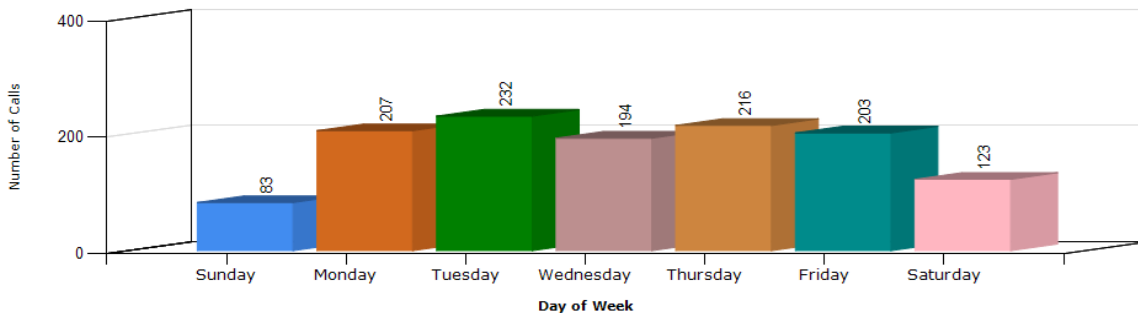
Number of Calls by Hour of Day
For Seneca County



Hour of Day Breakdown

Hour of Day	0	1	2	3	4	5	6	7	8	9	10	11	12	13	14	15	16	17	18	19	20	21	22	23
Other	36	54	37	23	23	20	8	5	29	71	98	66	57	64	50	42	91	147	121	84	56	30	25	21
	2.86%	4.29%	2.94%	1.83%	1.83%	1.59%	0.64%	0.40%	2.31%	5.64%	7.79%	5.25%	4.53%	5.09%	3.97%	3.34%	7.23%	11.69%	9.62%	6.68%	4.45%	2.38%	1.99%	1.67%

Number of Calls by Day of Week



Number/Percentage of Calls by Day of Week

	Calls	Percentage
Sunday	83	6.60%
Monday	207	16.45%
Tuesday	232	18.44%
Wednesday	194	15.42%
Thursday	216	17.17%
Friday	203	16.14%
Saturday	123	9.78%



CAD Summary Report

Seneca County	01/22	02/22	03/22	04/22	05/22	06/22	07/22	08/22	09/22	10/22	11/22	12/22	Total
911 Hang-up					1	1	1			1	1	2	7
911 Misdiad	1				2	1		1	1			2	6
911 Open Line		2							1	1			7
Alarm - Business					1	1						1	3
Alarm - Residential	2		2		2	1		1	1	1			11
Assault			1					1			2		4
Assist Other Agency	1			1	2	1		1		1	2	1	10
Auto Theft/Unauthorized Use						1			1	1			3
Breaking and Entering					1			1					2
Community Activities/Speeches						1							1
Disabled Vehicle	1		1				1			1	1	2	7
Disturbance			2		3	2	2	3	1	1	1		15
Dog at Large												1	1
Domestic Violence	1	1		2	3		1		1	1	2		12
Drugs					2								2
EMS Assist						1							1
Escort		1						1		2			4
Fire/Arson													1
Foot Patrol/Property Checks	16	12	33	17	23	32	27	20	14	12	13	10	229
Found Property				1		1	1	1	1				5
Juvenile Tobacco/Vape					1								1
Menacing/Threats			1	1				1	1				4
Mental Health		1		1							1		3
Misc. Criminal Violation												1	1
Missing Adult			1										1
Noise Complaint			1					1					2
Non-criminal (catch-all)	2	1	1				1					2	7
Other Animal Complaints	2	1							1	1		1	6
Overdose	1			1									2
Paper Service	1	1	2	3	5	1	2	5	9	4	6	2	41

ProPhoenix rev. 05/09/2018 **** Confidential - Unauthorized Use Prohibited ****



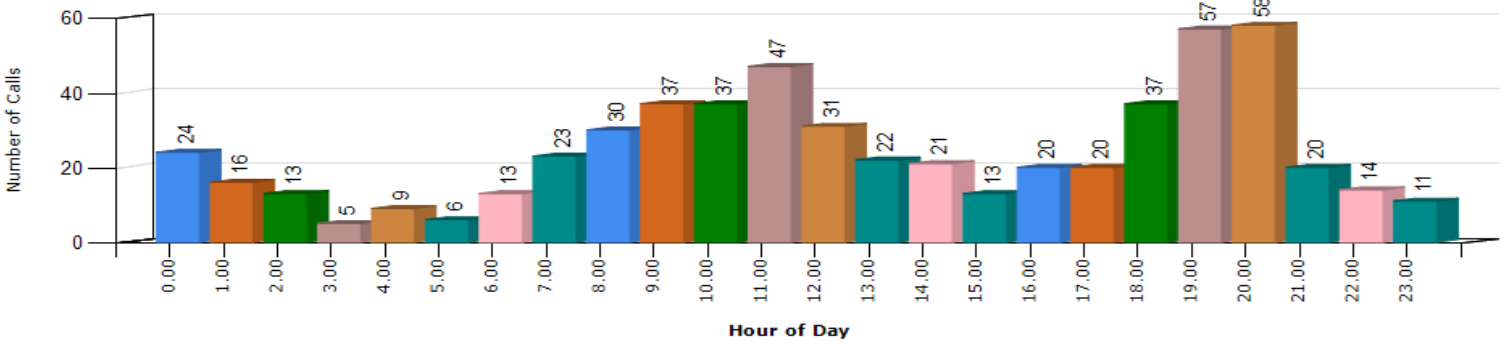
CAD Summary Report

Printed On: 02/22/23 10:27

	01/22	02/22	03/22	04/22	05/22	06/22	07/22	08/22	09/22	10/22	11/22	12/22	Total
Parking Violation		1		1			1						3
Prisoner Transport		1											1
Property Damage/Tampering	1			1	1	1					1		5
Protection Order Violation			1						1	1			4
Reckless Driving			1		1	2	1						6
Road Hazard							1	1					2
Services (Salvation Army/etc)			1										1
SRT (No Page)				1									1
Standby		1	1				1		2	1	1		7
Suspicious Activity		1	3			1		2				1	9
Suspicious Person						1	1	1			1		5
Telecommunications Harassment				2	1			1	1	1	1	1	9
Theft	3	2	2	3	2		1	6	2	2	1		24
Traffic Crash		3	2		3		3	4	1	1	7	2	26
Traffic Stop				1	1		3		1	1	4	2	13
Traffic Violation Misc.						2	1	2	1				8
Trash/Junk								1	1	1			3
Trespassing		2						1					3
Unattended Death			1			1							2
Unlock (Vehicle/House)												1	1
Unruly Juvenile				3	1								4
Warrant Service		6		2		4	2	1	6				22
Weapon Offense			1	1	1	1		1	1				7
Welfare Check	1	1	1	2	1	4	2	2	1		1	2	17
Total	35	35	59	45	61	61	53	61	49	36	51	38	584

ProPhoenix rev. 05/09/2018 **** Confidential - Unauthorized Use Prohibited **** 2 of 2

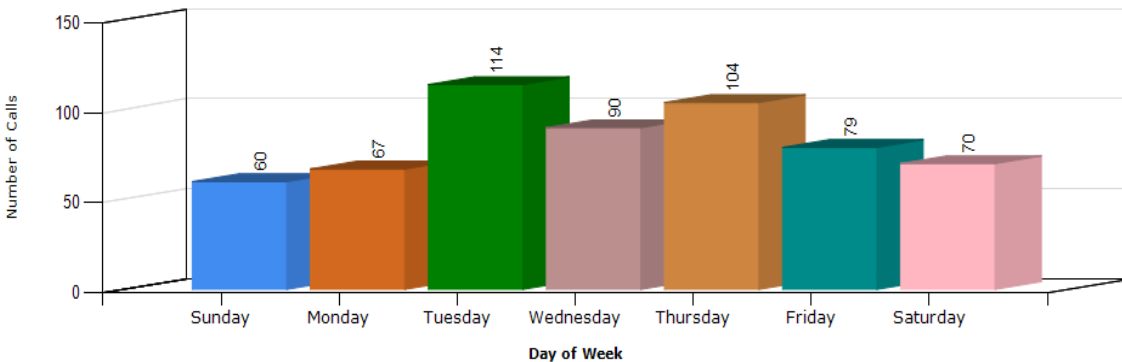
Number of Calls by Hour of Day
For Seneca County



Hour of Day Breakdown

Hour of Day	0	1	2	3	4	5	6	7	8	9	10	11	12	13	14	15	16	17	18	19	20	21	22	23	
Other		24	16	13	5	9	6	13	23	30	37	37	47	31	22	21	13	20	20	37	57	58	20	14	11
		4.11%	2.74%	2.23%	0.86%	1.54%	1.03%	2.23%	3.94%	5.14%	6.34%	6.34%	8.05%	5.31%	3.77%	3.60%	2.23%	3.42%	3.42%	6.34%	9.76%	9.93%	3.42%	2.40%	1.88%

Number of Calls by Day of Week



Number/Percentage of Calls by Day of Week

	Calls/Percentage	
Sunday	60	10.27%
Monday	67	11.47%
Tuesday	114	19.52%
Wednesday	90	15.41%
Thursday	104	17.81%
Friday	79	13.53%
Saturday	70	11.99%



CAD Summary Report

Seneca County	01/22	02/22	03/22	04/22	05/22	06/22	07/22	08/22	09/22	10/22	11/22	12/22	Total
911 Hang-up		1		1						1	1	1	5
911 Misdiagn									2			1	3
911 Open Line	1												1
Alarm - Residential						1			1				2
Appraisal									1				1
Assault						1							1
Assist Other Agency									2	1			3
Auto Theft/Unauthorized Use				1									1
Community Activities/Speeches						2							2
Disabled Vehicle		1					1			1			3
Disturbance					1								1
Domestic Violence										1			1
Drugs							1						1
EMS Assist									1				1
Foot Patrol/Property Checks		4						1	2				7
Juvenile Runaway								1					1
Non-criminal (catch-all)	1				1						2		4
Open Door												1	1
Other Animal Complaints								1				1	2
Paper Service									2	3			5
Parking Violation				1									1
Probate Order						1							1
Property Damage/Tampering					1	3		1	1				6
Protection Order Violation			1										1
Railroad Incident					1								1
Sexual Assault										1			1
Standby					1								1
Telecommunications Harassment										1			1
Theft	1				2	1		1					5
Traffic Accidents	1												1

CAD Summary Report

Printed On: 02/22/23 14:38

	01/22	02/22	03/22	04/22	05/22	06/22	07/22	08/22	09/22	10/22	11/22	12/22	Total
Traffic Crash			1	2									3
Traffic Stop								1	1		2	1	5
Traffic Violation Misc.			1										1
Trash/Junk										1			1
Trespassing						1							1
Unattended Death			1										1
Underage Alcohol										1			1
Unnuly Juvenile									1			1	2
Weapon Offense										1			1
Welfare Check						1							1
Total	4	8	2	6	8	9	2	7	9	12	10	6	83

ProPhoenix rev. 05/09/2018

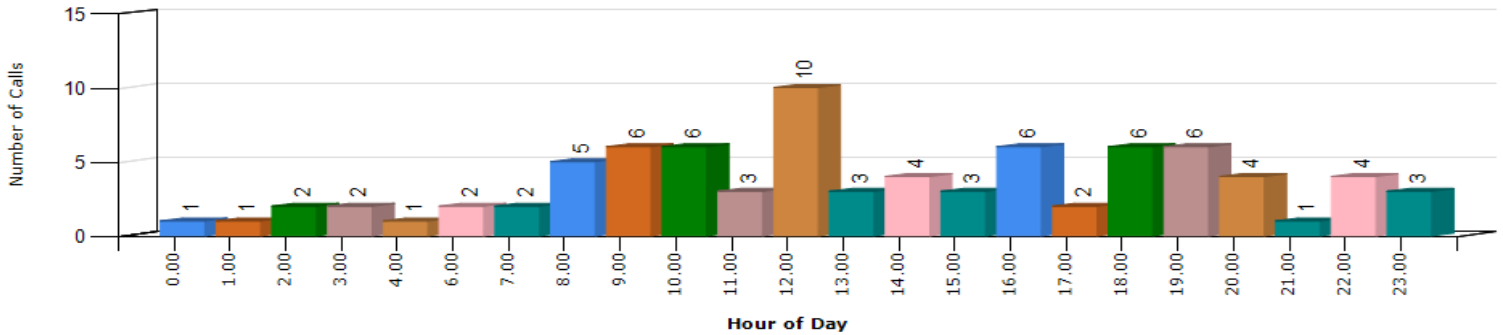
** Confidential - Unauthorized Use Prohibited **

ProPhoenix rev. 05/09/2018

** Confidential - Unauthorized Use Prohibited **

2 of 2

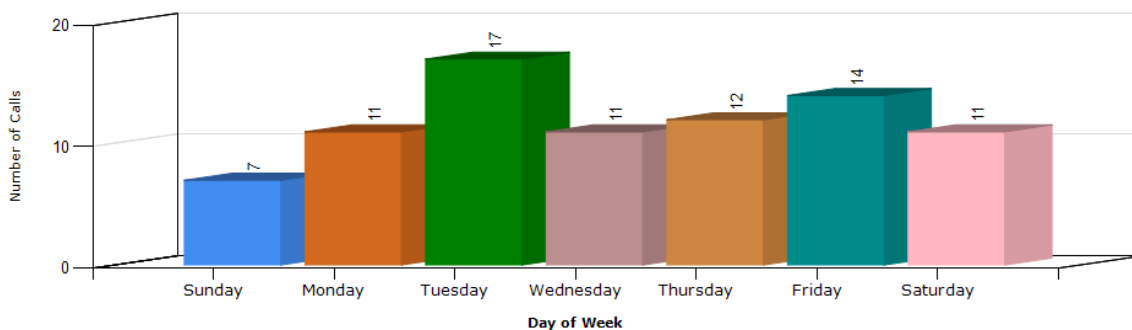
Number of Calls by Hour of Day
For Seneca County



Hour of Day Breakdown

Hour of Day	0	1	2	3	4	6	7	8	9	10	11	12	13	14	15	16	17	18	19	20	21	22	23
Other	1	1	2	2	1	2	2	5	6	6	3	10	3	4	3	6	2	6	6	4	1	4	3
	1.20%	1.20%	2.41%	2.41%	1.20%	2.41%	2.41%	6.02%	7.23%	7.23%	3.61%	12.05%	3.61%	4.82%	3.61%	7.23%	2.41%	7.23%	7.23%	4.82%	1.20%	4.82%	3.61%

Number of Calls by Day of Week



Number/Percentage of Calls by Day of Week

	Calls/Percentage	
Sunday	7	8.43%
Monday	11	13.25%
Tuesday	17	20.48%
Wednesday	11	13.25%
Thursday	12	14.46%
Friday	14	16.87%
Saturday	11	13.25%



CAD Summary Report

Seneca County	01/22	02/22	03/22	04/22	05/22	06/22	07/22	08/22	09/22	10/22	11/22	12/22	Total
911 Hang-up	1					1	1	1		2	2	2	10
911 Misdial								2		1		1	4
911 Open Line						1				2	1		4
Abduction/Kidnapping						1							1
Alarm - Business					3							1	4
Alarm - Residential	1	2			1				1	1	1		7
Appraisal			1					1					2
Assault			1										1
Assist Other Agency					1				1	1		1	4
Auto Theft/Unauthorized Use											1		1
Breaking and Entering	2												2
Disabled Vehicle	1		1						1			2	5
Disturbance					1					1	3		5
Dog at Large										1			1
Domestic Violence			1	1			1				1		4
Drugs											1		1
EMS Assist								1		2			3
Fire/Arson		1							1				2
Foot Patrol/Property Checks	1		1	1	2				1				6
Found Property						1							1
Junkyard Inspection												1	1
Juvenile Runaway			1							1			2
Lost & Found	1												1
Menacing/Threats								1	1				2
Mental Health				1									1
Misc. Criminal Violation				1									1
Noise Complaint					1								1
Non-criminal (catch-all)	1			1	2	1	1			1			7
Notify Utilities (St Dept/Gas)				1									1
Other Animal Complaints											1		1

ProPhoenix rev. 05/09/2018

** Confidential - Unauthorized Use Prohibited **

CAD Summary Report

Printed On: 02/22/23 14:36

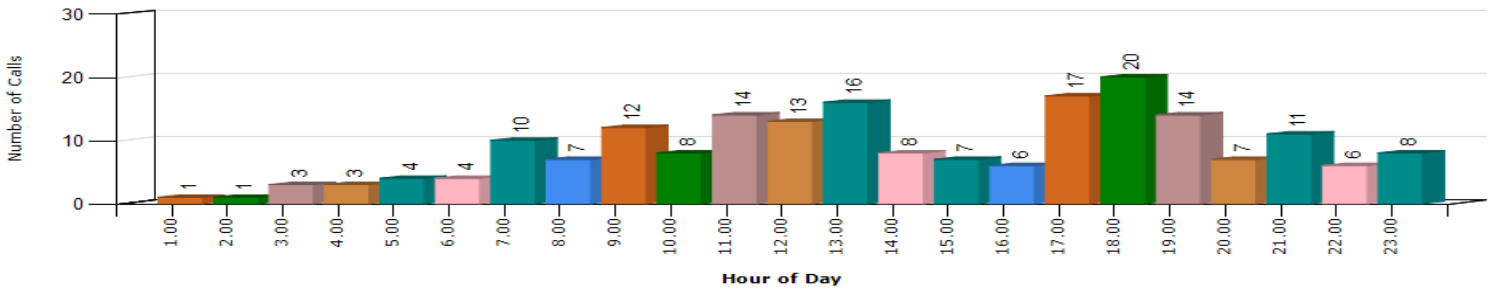
	01/22	02/22	03/22	04/22	05/22	06/22	07/22	08/22	09/22	10/22	11/22	12/22	Total
Paper Service					2		6	3		2	1		14
Road Hazard			2			1	1		1				6
Robbery													1
Search Warrant													1
Sexual Assault								1			1		2
Standby					2								2
Suspicious Activity			1		1	2		1				4	9
Suspicious Person					1	1	1			1			4
Telecommunications Harassment				1			1						2
Theft	1	2	1	1		2	1	1	1		2	1	13
Traffic Crash		3	2			5	2	2	2	6	3	4	29
Traffic Stop						2	1		1	1			5
Traffic Violation Misc.										1			1
Trespassing						1					1	1	4
Unattended Death											1	1	2
Unruly Juvenile									1				2
Warrant Service	1		2	1		1		1				2	8
Weapon Offense						1							1
Welfare Check													2
Total	10	8	14	15	12	22	19	13	16	20	22	29	200

ProPhoenix rev. 05/09/2018

** Confidential - Unauthorized Use Prohibited **

2 of 2

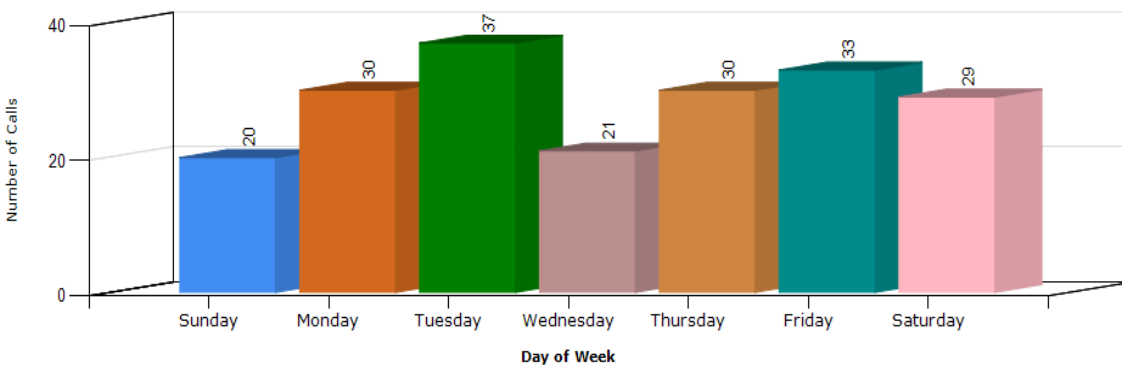
Number of Calls by Hour of Day
For Seneca County



Hour of Day Breakdown

Hour of Day	1	2	3	4	5	6	7	8	9	10	11	12	13	14	15	16	17	18	19	20	21	22	23
Other	1	1	3	3	4	4	10	7	12	8	14	13	16	8	7	6	17	20	14	7	11	6	8
	0.50%	0.50%	1.50%	1.50%	2.00%	2.00%	5.00%	3.50%	6.00%	4.00%	7.00%	6.50%	8.00%	4.00%	3.50%	3.00%	8.50%	10.00%	7.00%	3.50%	5.50%	3.00%	4.00%

Number of Calls by Day of Week



Number/Percentage of Calls by Day of Week

	Calls/Percentage	
Sunday	20	10.00%
Monday	30	15.00%
Tuesday	37	18.50%
Wednesday	21	10.50%
Thursday	30	15.00%
Friday	33	16.50%
Saturday	29	14.50%



CAD Summary Report

Seneca County	01/22	02/22	03/22	04/22	05/22	06/22	07/22	08/22	09/22	10/22	11/22	12/22	Total
911 Hang-up				1		2		1			1		5
911 Misdial	2											1	3
911 Open Line			1			1	1	1					4
Alarm - Residential	1		2		1				1		1		6
Assault					1								1
Assist Other Agency		1		3		2	1	2	1	1			11
Breaking and Entering	1												1
Burglary												1	1
Community Activities/Speeches								1				1	2
Curfew Violation					1								1
Disabled Vehicle			2	1	1			1					5
Disturbance	2			1			1	1				1	6
Dog at Large						1						1	2
Dog Bite			1										1
Domestic Violence								1					1
Drugs			1		1								2
EMS Assist												1	1
Foot Patrol/Property Checks	8	9	11	5	5	2	5	4	3	1	5	3	61
Found Property			1				1			1			3
Menacing/Threats			1	1				1				1	4
Mental Health	1							1			1		3
Missing Adult										1			1
Missing Juvenile							1						1
Noise Complaint									1				1
Non-criminal (catch-all)			1	1		2	2	3		1			10
Other Animal Complaints		2		1	1	1		1					6
Overdose						1							1
Paper Service		1	3	2	2		4	3	4			5	24
Prisoner Transport					1								1
Property Damage/Tampering			1			1	1					2	5

CAD Summary Report

Printed On: 02/22/23 14:41

	01/22	02/22	03/22	04/22	05/22	06/22	07/22	08/22	09/22	10/22	11/22	12/22	Total
Reckless Driving								1		1			2
Road Hazard					2			1					3
Sexual Assault				1									1
Standby					1		1		1	2	1		6
Suspicious Activity				1	1		1						3
Suspicious Person	1					2					2		5
Telecommunications Harassment			1	1	1	2	1		1		2		9
Theft	3	1	3	1	1			1	1	4	3	1	19
Traffic Crash	3	1	4	4	1			1	2	2	1	5	24
Traffic Stop								1	1	1			3
Trespassing				1	1					1	1		4
Unattended Death					1							1	2
Unruly Juvenile	1				1			1					3
Voyeurism/Public Indecency											1		1
Warrant Service					1		1	1	2	3			8
Weapon Offense													1
Welfare Check			3	1	1	1	1	1		1	2	1	12
Total	23	18	36	26	25	19	23	27	19	21	20	23	280

ProPhoenix rev. 05/09/2018

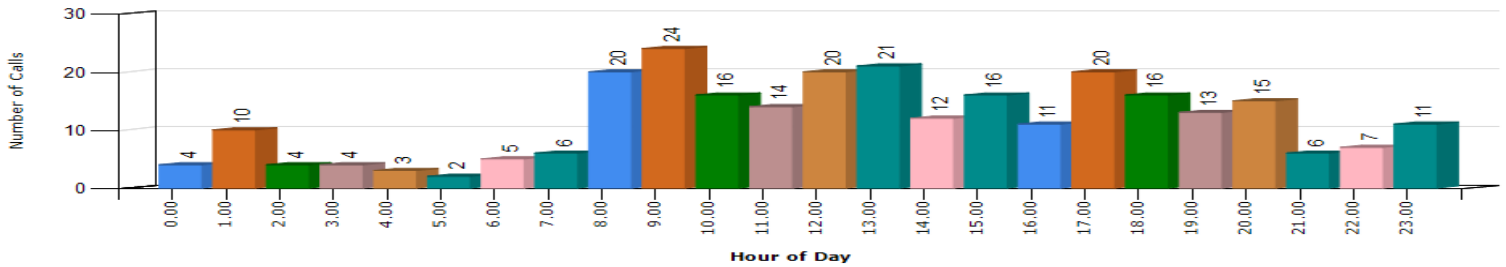
** Confidential - Unauthorized Use Prohibited **

ProPhoenix rev. 05/09/2018

** Confidential - Unauthorized Use Prohibited **

2 of 2

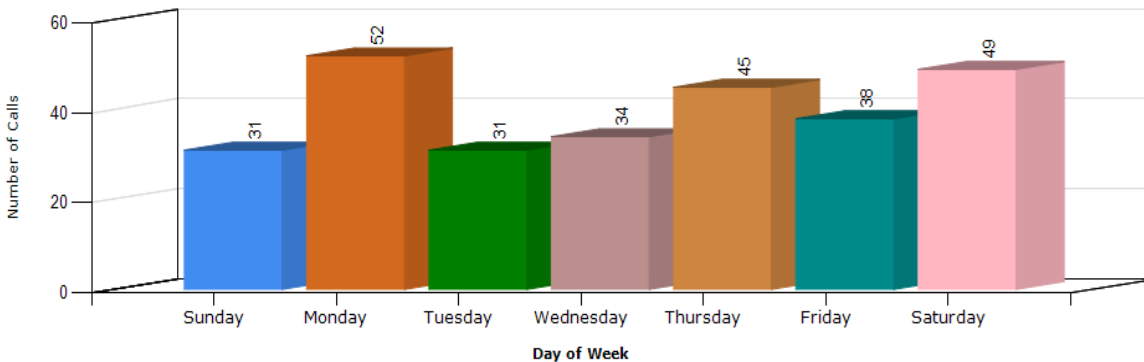
Number of Calls by Hour of Day
For Seneca County



Hour of Day Breakdown

Hour of Day	0	1	2	3	4	5	6	7	8	9	10	11	12	13	14	15	16	17	18	19	20	21	22	23
Other	4	10	4	4	3	2	5	6	20	24	16	14	20	21	12	16	11	20	16	13	15	6	7	11
	1.43%	3.57%	1.43%	1.43%	1.07%	0.71%	1.79%	2.14%	7.14%	8.57%	5.71%	5.00%	7.14%	7.50%	4.29%	5.71%	3.93%	7.14%	5.71%	4.64%	5.36%	2.14%	2.50%	3.93%

Number of Calls by Day of Week



Number/Percentage of Calls
by Day of Week

	Calls/Percentage	
Sunday	31	11.07%
Monday	52	18.57%
Tuesday	31	11.07%
Wednesday	34	12.14%
Thursday	45	16.07%
Friday	38	13.57%
Saturday	49	17.50%



CAD Summary Report

Seneca County	01/22	02/22	03/22	04/22	05/22	06/22	07/22	08/22	09/22	10/22	11/22	12/22	Total
911 Hang-up						1			1	1	1	1	5
911 Misdiagonal	1		1			1	2		3		1		9
911 Open Line			1		1		1	2		1		2	8
Alarm - Business				1		1			2	2			6
Alarm - Residential	1		1	1		3				1	1		8
Assault								1		1	1		2
Assist Other Agency	1	1		1			3	2	2	1	1		12
Auto Theft/Unauthorized Use								1					1
Breaking and Entering						1							1
Child Abuse											1		1
Community Activities/Speeches						1							1
Disabled Vehicle	1	1											2
Disturbance	1					4	4	1		1	1		12
Dog at Large								1					1
Drugs					1				2	1			4
EMS Assist			1						1	1			3
Fire/Arson					1								1
Foot Patrol/Property Checks	4	2	5	1		2	1		1		1		17
Menacing/Threats					2			2					4
Mental Health		1		1	2								4
Missing Adult				1									1
Missing Juvenile										1			1
Non-criminal (catch-all)					1								1
Notification (Messages/Death/etc)				1								1	2
Notify Utilities (St Dept/Gas)							1						1
Other Animal Complaints						1		1	2		2	1	7
Overdose	1					1				1			3
Overdose Death												1	1
Paper Service	1		3	2		1	8	6		4	2	3	30
Protection Order Violation										1			1

ProPhoenix rev. 05/09/2018

** Confidential - Unauthorized Use Prohibited **



CAD Summary Report

Printed On: 02/22/23 10:41

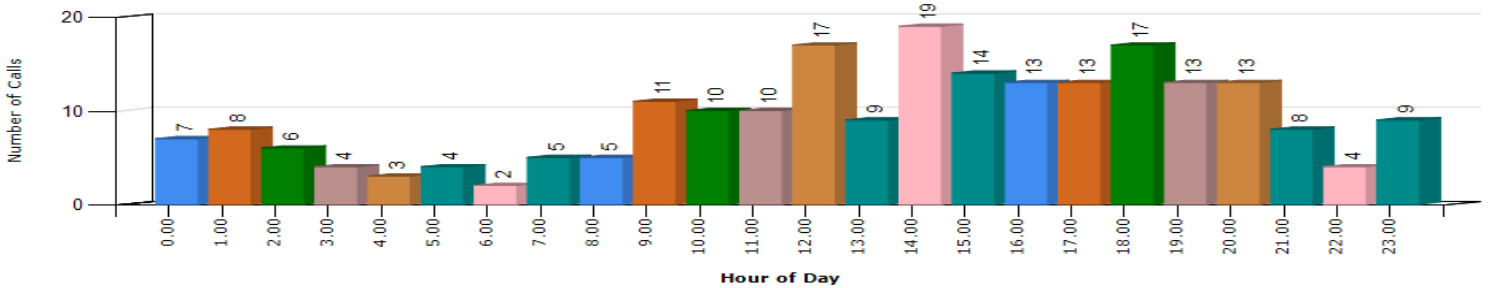
	01/22	02/22	03/22	04/22	05/22	06/22	07/22	08/22	09/22	10/22	11/22	12/22	Total
Reckless Driving	1												1
Road Hazard				1					1				2
Search Warrant						1							1
Sexual Assault								1					1
Standby					2	1	1		1		1		6
Suspicious Activity	1		4		1				1	4	1	1	13
Suspicious Person				1	1	1			2				5
Telecommunications Harassment					1								1
Theft	2					1	1	1		1			6
Traffic Crash	2				2		2						6
Traffic Stop										1			1
Trespassing		1			2	1	1						5
Unattended Death				1				1		1			3
Unlock (Vehicle/House)				1				1					2
Unruly Juvenile					1		1						2
Warrant Service					1	1	1	3		1	1		7
Welfare Check	1				3	1	1	1	1	1		3	12
Total	18	6	19	14	19	24	32	19	23	23	14	13	224

ProPhoenix rev. 05/09/2018

** Confidential - Unauthorized Use Prohibited **

2 of 2

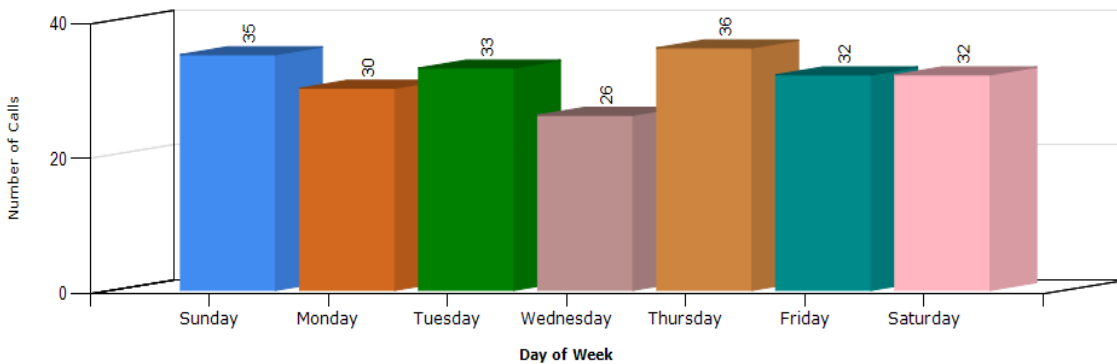
Number of Calls by Hour of Day
For Seneca County



Hour of Day Breakdown

Hour of Day	0	1	2	3	4	5	6	7	8	9	10	11	12	13	14	15	16	17	18	19	20	21	22	23
Other	7	8	6	4	3	4	2	5	5	11	10	10	17	9	19	14	13	13	17	13	13	8	4	9
	3.13%	3.57%	2.68%	1.79%	1.34%	1.79%	0.89%	2.23%	2.23%	4.91%	4.46%	4.46%	7.59%	4.02%	8.48%	6.25%	5.80%	5.80%	7.59%	5.80%	5.80%	3.57%	1.79%	4.02%

Number of Calls by Day of Week



Number/Percentage of Calls by Day of Week

	Calls/Percentage	
Sunday	35	15.63%
Monday	30	13.39%
Tuesday	33	14.73%
Wednesday	26	11.61%
Thursday	36	16.07%
Friday	32	14.29%
Saturday	32	14.29%



CAD Summary Report

Seneca County	01/22	02/22	03/22	04/22	05/22	06/22	07/22	08/22	09/22	10/22	11/22	12/22	Total
911 Hang-up	2					1						1	4
911 Misdialed				1			1				1		3
911 Open Line				1	2			1					4
Alarm - Business	2	1		1				1			1	3	9
Alarm - Residential	1					1							2
Assault							1						1
Assist Other Agency	1											1	2
Breaking and Entering	1												1
Community Activities/Speeches								1					1
Disabled Vehicle		4	1								1		6
Drugs									1				1
EMS Assist								1					1
Fire/Arson	1										1		2
Foot Patrol/Property Checks	8	13	16	17	25	21	15	21	7	7	6	6	162
Forgery/Counterfeit Money				1									1
Found Bicycle								1					1
Found Property										1	2		3
Junkyard Inspection							1					1	2
Menacing/Threats				2		1							3
Misc. Criminal Violation									1				1
Non-criminal (catch-all)		1		1	2	1			1	1			7
Other Animal Complaints									1				1
Property Damage/Tampering				1					2	2			5
Reckless Driving									1			1	2
Road Hazard			1										1
Standby	1											3	4
Suspicious Activity					1			2		1			4
Suspicious Person				1			1			1			3
Theft			1	2	1	2				1		1	8
Traffic Crash	1	1	1	1	1		2	1	2		3	2	15

ProPhoenix rev. 05/09/2018

** Confidential - Unauthorized Use Prohibited **

CAD Summary Report

Printed On: 02/22/23 14:45

	01/22	02/22	03/22	04/22	05/22	06/22	07/22	08/22	09/22	10/22	11/22	12/22	Total
Traffic Stop			1			1	1	6	1	1	1		12
Traffic Violation Misc.					1								2
Trespassing						1	1			1			4
Unattended Death					1				1	1			3
Underage Alcohol						1							1
Unlock (Vehicle/House)							1						1
Unruly Juvenile							1			1			2
Warrant Service		1					2	1					5
Welfare Check								1		1			2
Total	18	26	24	29	35	35	30	30	20	14	16	20	297

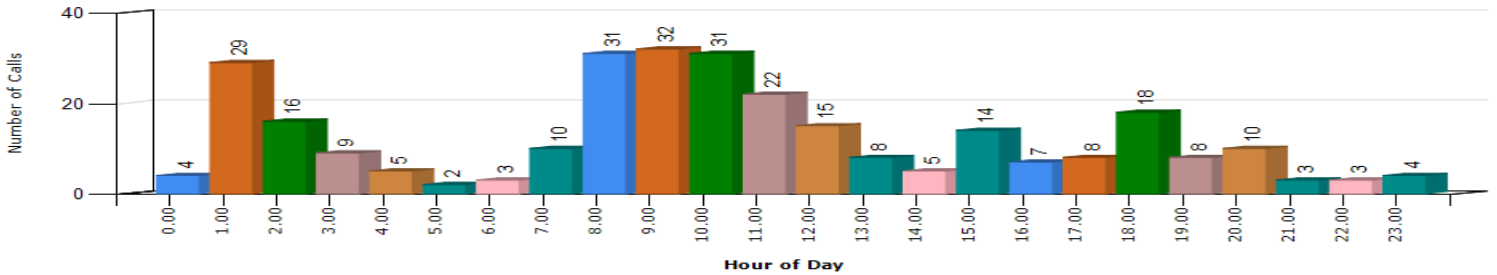
ProPhoenix rev. 05/09/2018

** Confidential - Unauthorized Use Prohibited **

2 of 2

Number of Calls by Hour of Day

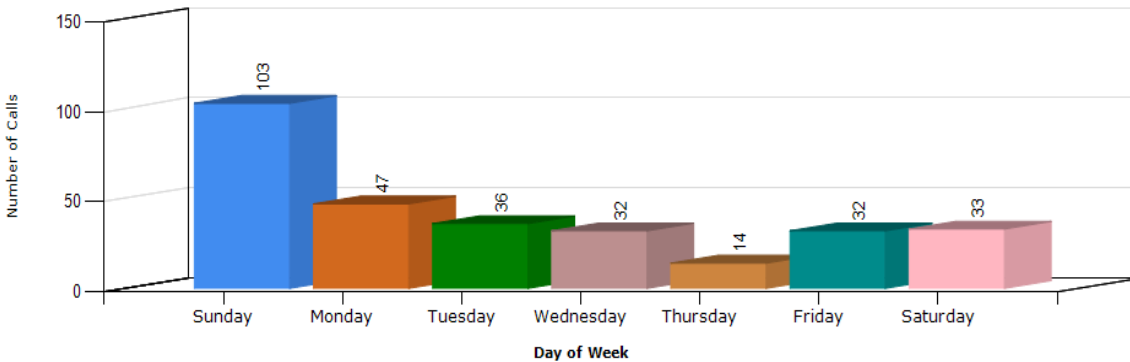
For Seneca County



Hour of Day Breakdown

Hour of Day	0	1	2	3	4	5	6	7	8	9	10	11	12	13	14	15	16	17	18	19	20	21	22	23
Other	4	29	16	9	5	2	3	10	31	32	31	22	15	8	5	14	7	8	18	8	10	3	3	4
	1.35%	9.76%	5.39%	3.03%	1.68%	0.67%	1.01%	3.37%	10.44%	10.77%	10.44%	7.41%	5.05%	2.69%	1.68%	4.71%	2.36%	2.69%	6.06%	2.69%	3.37%	1.01%	1.01%	1.35%

Number of Calls by Day of Week



Number/Percentage of Calls by Day of Week

Day of Week	Number of Calls	Percentage
Sunday	103	34.68%
Monday	47	15.82%
Tuesday	36	12.12%
Wednesday	32	10.77%
Thursday	14	4.71%
Friday	32	10.77%
Saturday	33	11.11%



The Seneca County Sheriff's Office (SCSO) gives out awards throughout the year in recognition of our employees for their exemplary service to the County and our residents.

An array of awards, from years of service to employees of the year, to safe driving were given to staff members.

In 2022, we had employees earn five (5), Fifteen (15) and twenty-five (25) year service awards.

There were numerous letters of appreciation and commendation throughout the year.

Thank you to these employees for their continued dedication to the SCSO and this community!



Deputy Luke A. Cantu
Deputy of the Year



C/O Allison L. Theis
Corrections Officer of the Year



**Maintenance Supervisor
Steven M. Cook**
Civilian of the Year



Dispatcher Jane E. Houdeshell
Dispatcher of the Year




Congratulations to all our 2022 Award recipients!

YEARS OF SERVICE

Every 5 years employees receive uniform stars for active service in the profession of Law Enforcement, Criminal Justice or years of completion here at the Sheriff's Office.

FIVE YEARS (ONE GOLD STAR)

Deker M. Kneeskern
Keegan T. Walter



TEN YEARS (TWO GOLD STARS)

Troy A. Callahan
Kevin E. Scherley
Natalie M. Deatruck
Linda M. Garza




FIFTEEN YEARS (THREE GOLD STARS)

Bryan J. Bernal



TWENTY YEARS (FOUR GOLD STARS)

Charles M. Dell



Employees who drive Sheriff's Office vehicles in the normal course of their duties and who have had no "at fault" crashes in the preceding five (5) years are recognized for their safe driving.

Five Years

(Certificate and Green Bar)

Misty L. Wheeler

Luke A. Cantu

Deker M. Kneeskern

Ten Years

(Certificate and Green Bar with one star)

Fifteen Years

(Certificate and Green Bar with two stars)

Christopher E. Potter

Twenty Years

(Certificate and Green Bar with three stars)

Twenty-Five Years

(Certificate and Green Bar with four stars)





Life Saving



The Lifesaving Award is intended for all deputies/corrections officers/employee directly responsible for the saving of a human life. Documentation and other supportive evidence such as statements from physicians, witnesses and/or supervisory officers should be included with the original recommendation. If an employee's actions led to the prolonging of life to the extent that the victim was released to the care of medical authorities, he/she is eligible to receive this award even though the victim may expire at a later time. One gold star for each additional citation.

(Certificate and Award Bar)

Dep. Troy A. Callahan

C/O Heidi J. Stanford

C/O Daniel C. Branson

C/O Steven A. Coffman

C/O Mark A. DeAnda



Commendation



INDIVIDUAL COMMENDATION: May be presented to sheriff office employee(s) or civilian personnel who have performed efficient and valuable service to the office, either in carrying out a specific task or in the performance of general duties over an extended period of time.

SHERIFF'S OFFICE COMMENDATION: May be awarded in recognition of outstanding law enforcement services performed by an office unit; may be presented in addition to an individual award growing out of the same action.

One Silver Star for each additional citation.

(Certificate and Award Bar)





Citation



Dep. Troy A. Callahan
Dep. Walter T. Keegan

The Office Citation is to be awarded to a Sheriff's Office employee for:

- Outstanding performance of a difficult task involving personal risk to the deputies' safety when, because of the deputies' actions, a serious crime is prevented or the perpetrator is apprehended.
- Outstanding contributions to law enforcement through the success of difficult law enforcement programs, projects or situations, such contributions being made, a high degree of professional excellence.
- Other outstanding actions of a nature which bring unusual credit to the office and its members.



Military Service Award



To be awarded to a sheriff's office employee that is currently serving as a reserve member of the armed services or who was honorably discharged from the armed services.

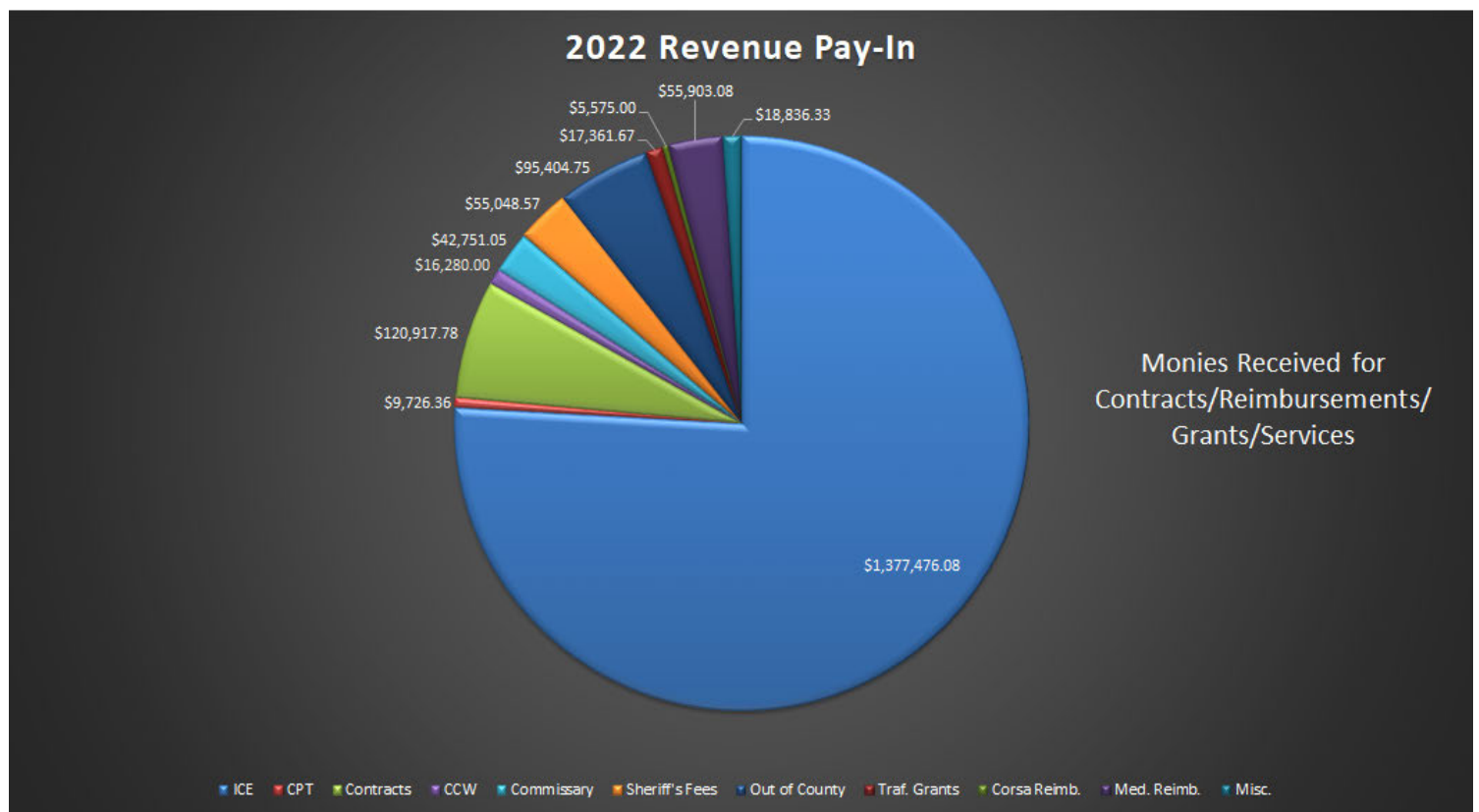
Sheriff Fredrick W. Stevens
Lt. William J. Cunningham
Sgt. Christopher J. Weimerskirch
Cpl. Corey R. Johnston
Cpl. Terry A. Foster
Dep. Christopher E. Potter
Dep. Kalob T. Cogar
Dep. Gregory E. Smith
C/O Heidi J. Stanford
C/O Tyler W.D. Eisenhower



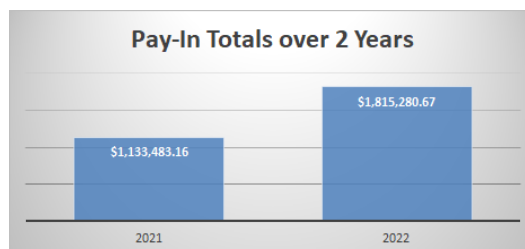
The graph below shows revenue paid into the General Fund collected by the Sheriff's Office for 2022.

This revenue is from numerous sources and we are committed to looking for new ways to increase the revenue to help offset the Sheriff's Office budget when and where possible.

This includes reviewing current contracts, seeking other contracts, increasing fees when possible, looking for federal, state & local partners for housing inmates/detainees and researching potential grant opportunities.



2022 Total Revenue brought back = \$1,815,280.67



Seneca County Sheriff's Reserves

The Seneca County Reserve Deputy Program is a vital resource for our agency. It is made up of retired and long time Reserve Deputies who pledge to assist our agency throughout the year. This could be in the form of riding with other deputies, working a parade, working multiple shifts throughout the week long county fair, working festivals and concerts, filling in for any off-duty work that full-time deputies cannot work, etc.

Our Current Reserve roster is made up of 21 Deputies and they qualify and do the Continuing Professional Training that is required of our Full-Time Deputies. They have monthly meetings and we certainly appreciate the time and dedication they give to this agency and the volunteer hours they put in!





Sergeant Donald R. Joseph



Sergeant Larry A. Mackling Jr.

In 2022 we had 2 long time employees retire that had a combined experience of 53+ years!

In 2023 we have several more employees eligible to retire.....stay tuned.



- Revenue paid into the General Fund in fiscal year 2022 totaled \$1,815,280.67
- Continued to fix/repair items in the jail
- Painted and repaired jail pods throughout the winter months
- Sidewalks in front of office were broken up and new ones poured due to all the damage/cracks
- Received donations for Sheriff's Office Training program from several different donors
- Handicap Access door retrofited for front entrance as there was no handicap entrance
- Dispatch Center remodeled and all new state of the art equipment installed
- Went live with new jail software in February of 2022 that is integrated with current roadside/dispatch software
- Tree's trimmed and overgrown weeds around pond cut back
- Corrections briefing room remodeled/new carpet/new briefing desk
- Attended a record number of community events such as parades, school events, mock crashes, handle with care events, job fairs, etc.
- All tile floors throughout the building stripped/cleaned/waxed (on yearly maintenance now)
- Several grants received for radios/vests/bodycameras
- Passed another 5 Federal Inspections for the I.C.E. Detainee program in 2022
- Passed the State Minimum Standard Annual Inspection
- State Complaint as a Jail for 2nd year in a row (2021 & 2022)
- Numerous small projects and other overall improvements





INTRODUCING
OUR NEW APP

Navigating critical information
has never been easier



SCAN
to download

AVAILABLE FOR DOWNLOAD NOW!

FREE SHERIFF MOBILE APP

Seneca County, Ohio – The Seneca County Sheriff's Office has a new iPhone and Android mobile app which will provide the public direct alerts of police activity, snow

road closures, motor vehicle accidents and more. The app was released, December 15th, 2021 and is available to download for FREE on all platforms. Sheriff Fredrick W. Stevens is pleased to announce the release of this app. “The FREE app releases important and critical information in a timely manner and allows the community to stay connected with the Sheriff's Office”, said Sheriff Stevens.

With the touch of a screen, users can view breaking weather news, crime reports and press releases from the Sheriff's Office. Components in the app include a list of the Seneca County's Most Wanted Fugitives along with their names, photos and offense(s). The app also links the user to Seneca County Inmates at the Jail and information on area registered sex offenders.

App users can send the Sheriff's Office anonymous tips by using the “Submit a Tip” tab. Tips can be sent by calling or emailing; the exact location can be sent if the location settings are turned on by the users. Users can send pictures with their tip, no worries this information is confidential unless the user wishes to provide their contact information. “Any actual emergency should still be reported via 911”, said Sheriff Stevens.

Where Am I? allows users to share their location with others, if they are lost! Other important features include Join Our Team, Sheriff Sales and Conceal Carry information.

“We have created this new mobile app as a service to our county and to be as transparent as possible”, said Sheriff Stevens.

So, please encourage every resident and business owner to download the app today. Our goal is to stay connected and engaged by making Seneca County a safe and enjoyable place to live, work and visit. Please take a moment to share the app with your family, friends and co-workers.

